



IDEA Dispute Resolution Data Summary for: Missouri 2010-11 to 2020-21

The Individuals with Disabilities Education Act (IDEA) requires states and entities receiving IDEA grants to make available four dispute resolution processes and report annually on each to the U.S. Department of Education Office of Special Education Programs (OSEP). The four dispute resolution processes include written state complaints, mediation, due process complaints, and resolution meetings associated with due process.

The purpose of this summary is to provide a historical look at dispute resolution data and to assist with the identification of trends and changes in the use of the IDEA dispute resolution processes over time. Additional summaries can be found on the CADRE website at:

<http://www.cadeworks.org/resources/cadre-materials/state-part-b-dispute-resolution-data-summaries>

This summary features data for school years ("SY" July 1-June 30) 2010-11 through 2020-21 drawn from CADRE's National Longitudinal Database. Data are collected from the following sources: [1] from SY 2010 to the present, Section 618 data collected by the Data Accountability Center (DAC) and, as of SY 2011, reported to EDFacts; [2] data published in OSEP's Annual Report to Congress; and [3] data adjustments collected from states by CADRE after OSEP data were locked.

CADRE examines dispute resolution data for internally inconsistent values (based on report element definitions). When inconsistent values are found they are reconciled with OSEP. States are encouraged to submit notes or explanations regarding any conditions, anomalies, or corrections relating to the data included herein. CADRE is looking to improve the usefulness of these reports. Please provide us your input by responding to a brief survey at:

<https://www.surveymonkey.com/r/datasummary>

Contents:

Page 1: Cover Sheet

Pages 2 - 10: The following charts (for SY 2010-11 through 2020-21):

- 1) Total Dispute Resolution Activity by State/Entity per 10K Child Count: 2020-21
- 2) IDEA Dispute Resolution Activity per 10K Child Count
- 3) IDEA Dispute Resolution Activity
- 4) Relative Use of Dispute Resolution Options
- 5) Aggregate Use of Dispute Resolution Options
- 6) Written State Complaint Activity per 10K Child Count
- 7) Mediation Activity per 10K Child Count
- 8) Due Process Complaint Activity per 10K Child Count
- 9) Timeliness of Due Process Hearing Decisions per 10K Child Count
- 10) Relative Disposition of Due Process Complaints

Pages 11 - 22: Annual dispute resolution data summaries (for SY 2010-11 through 2020-21).

For clarification or assistance, contact:

Melanie Reese, Ph.D.

cadre@directionservice.org

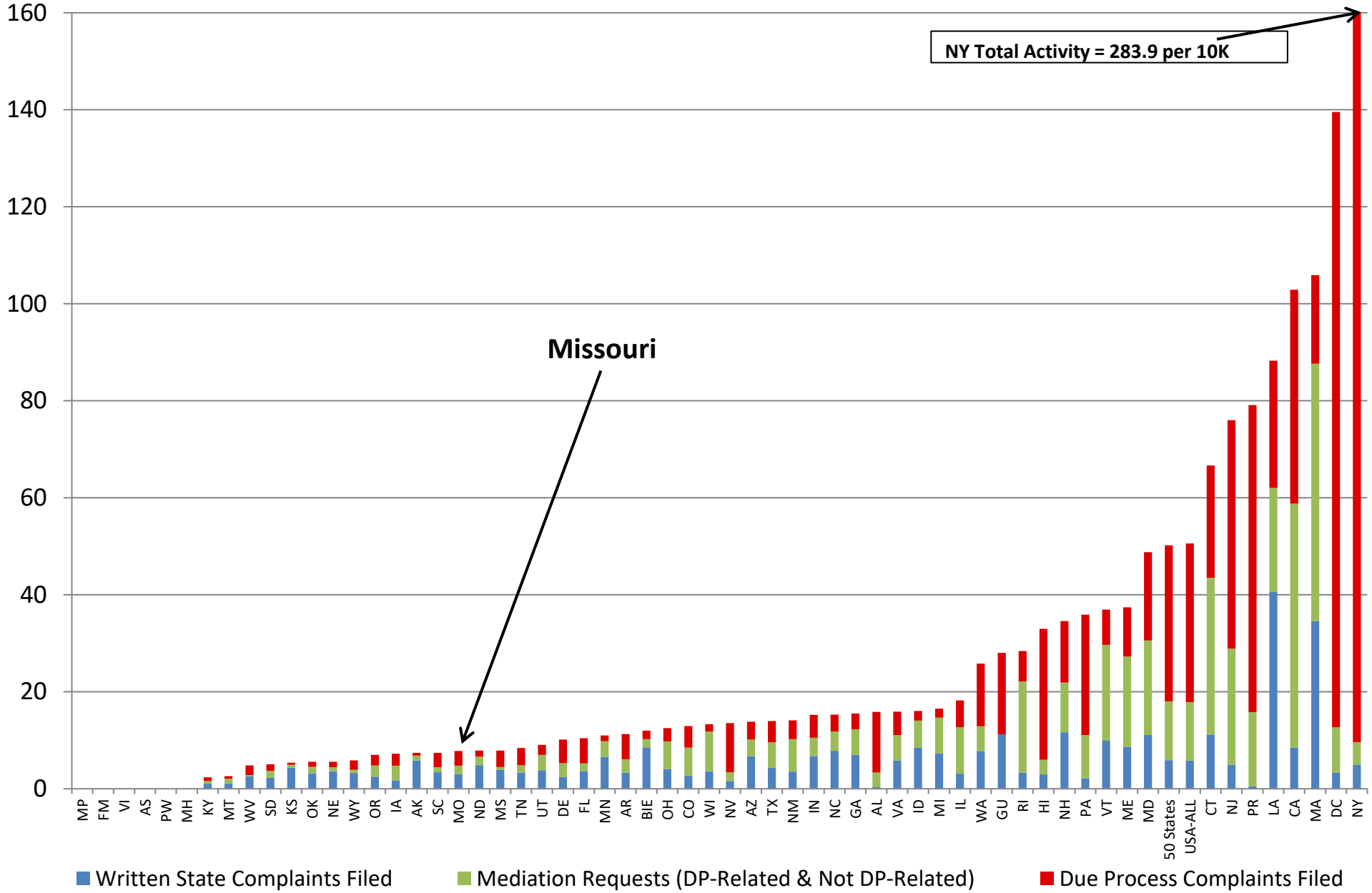
or call (541) 359-4210

Created by CADRE:

10/5/2022 3:21 PM

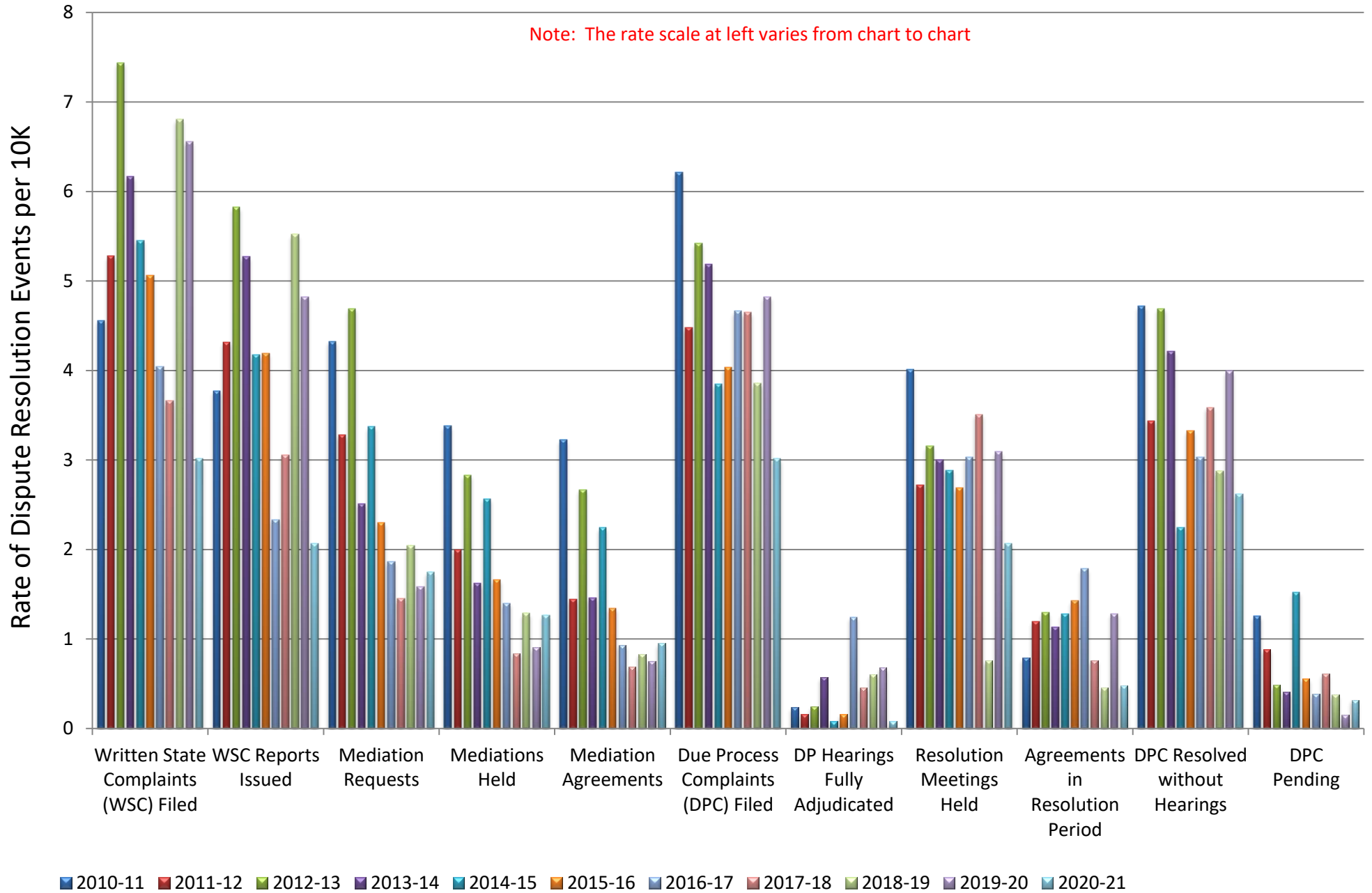


Total Dispute Resolution Activity by State/Entity per 10K Child Count: 2020-21



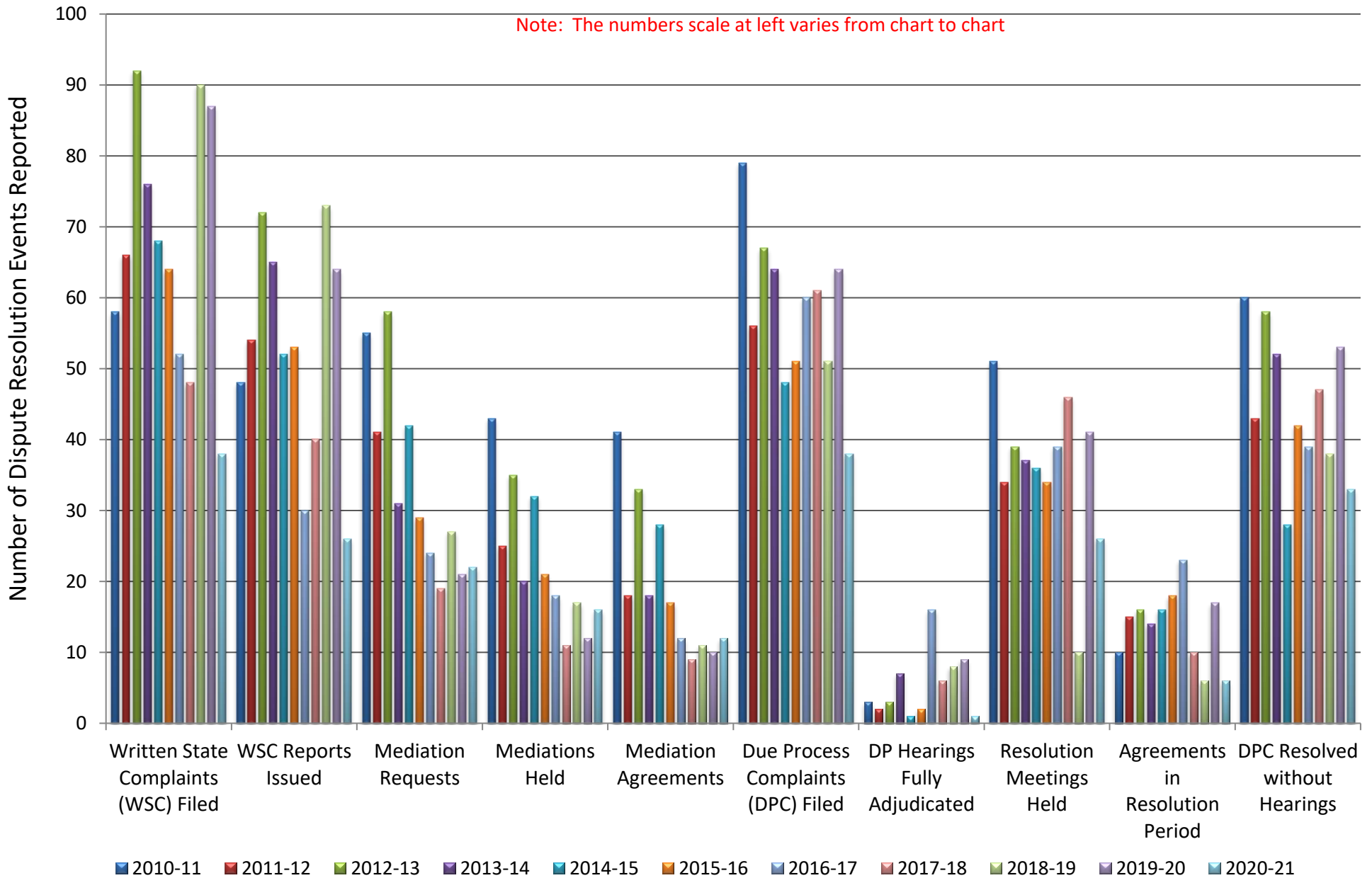


IDEA Dispute Resolution Activity per 10K Child Count: Missouri





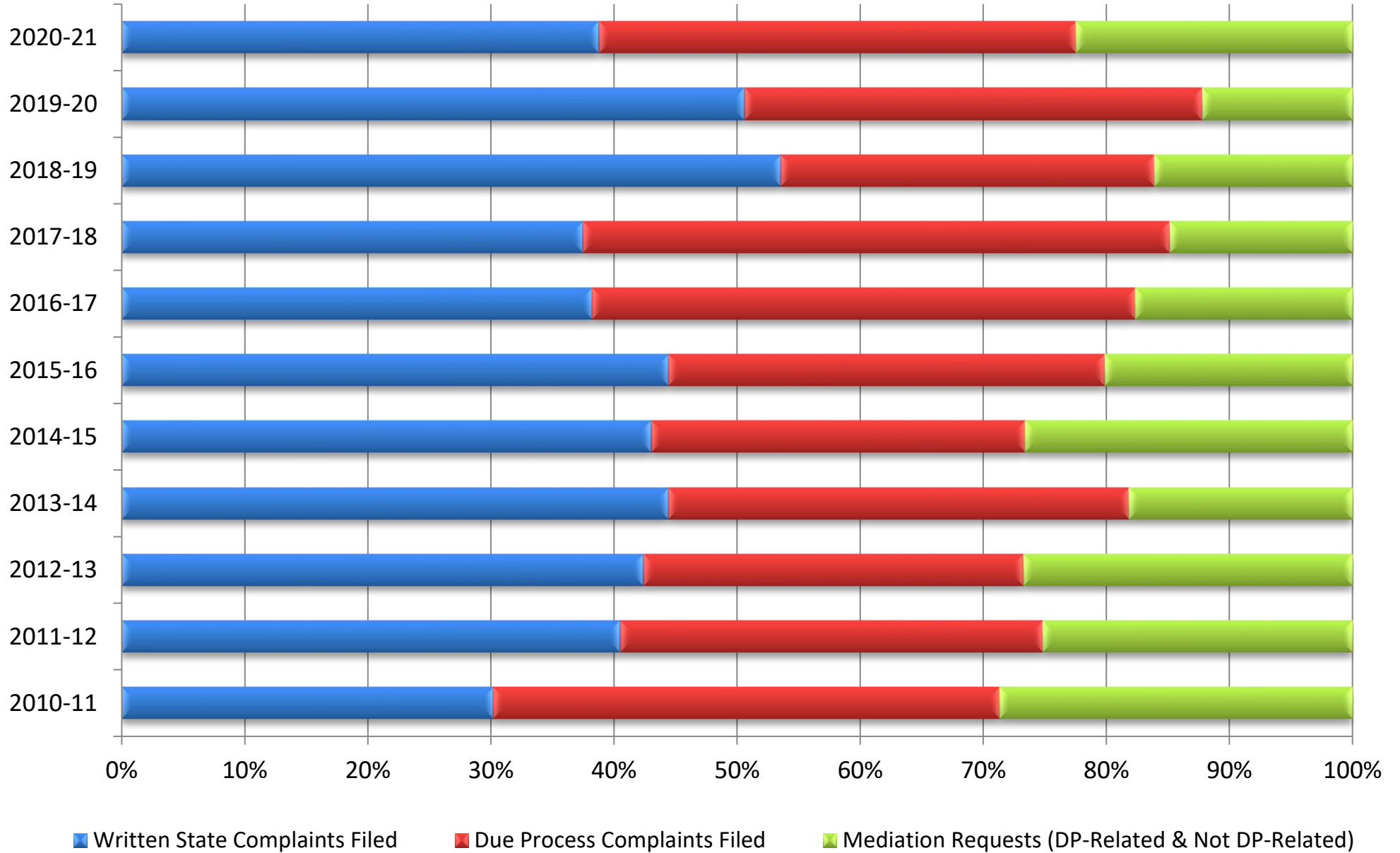
IDEA Dispute Resolution Activity: Missouri





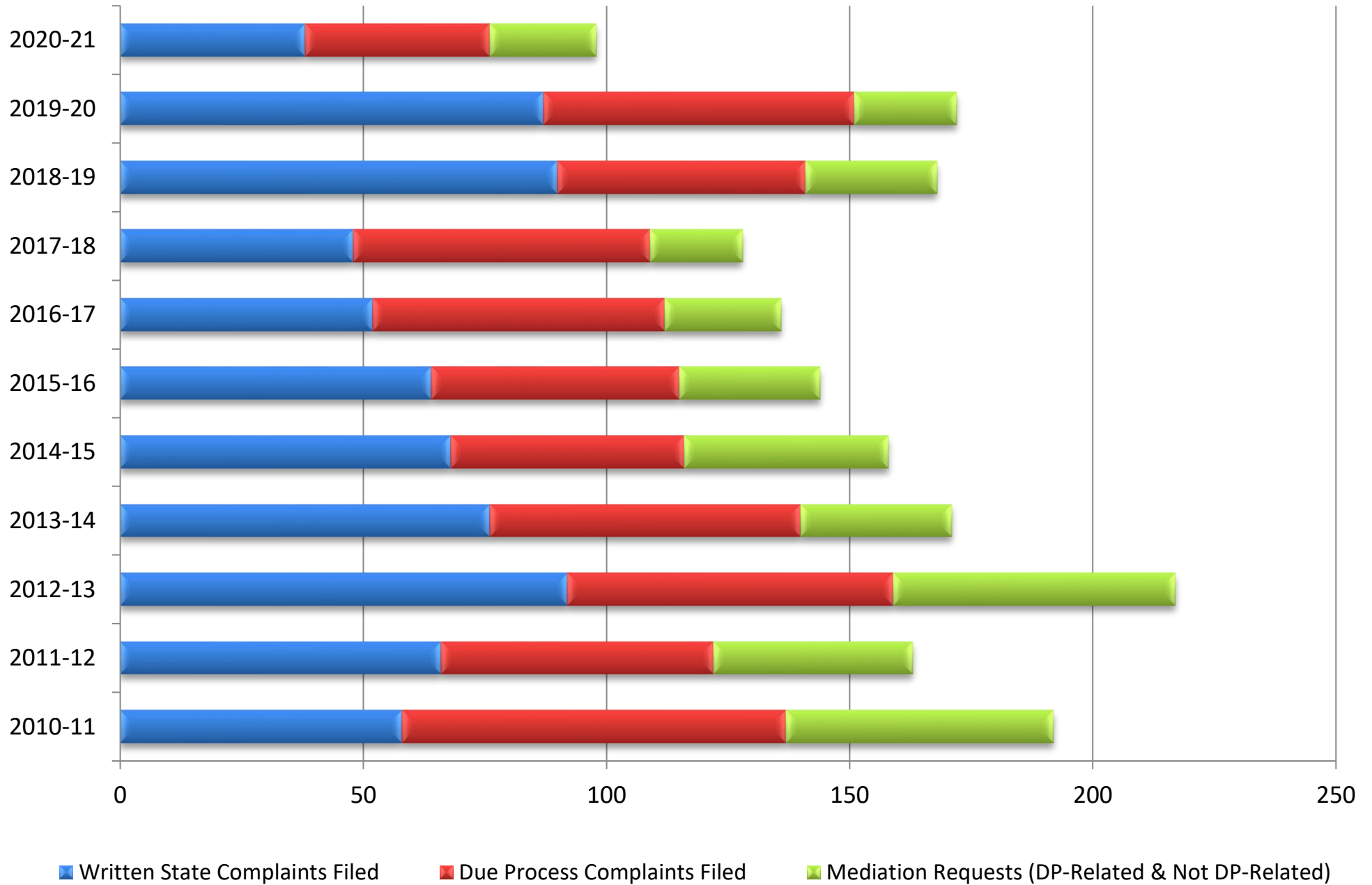
Relative Use of Dispute Resolution Options: Missouri

Note: 100% = The sum of requests for all dispute resolution processes

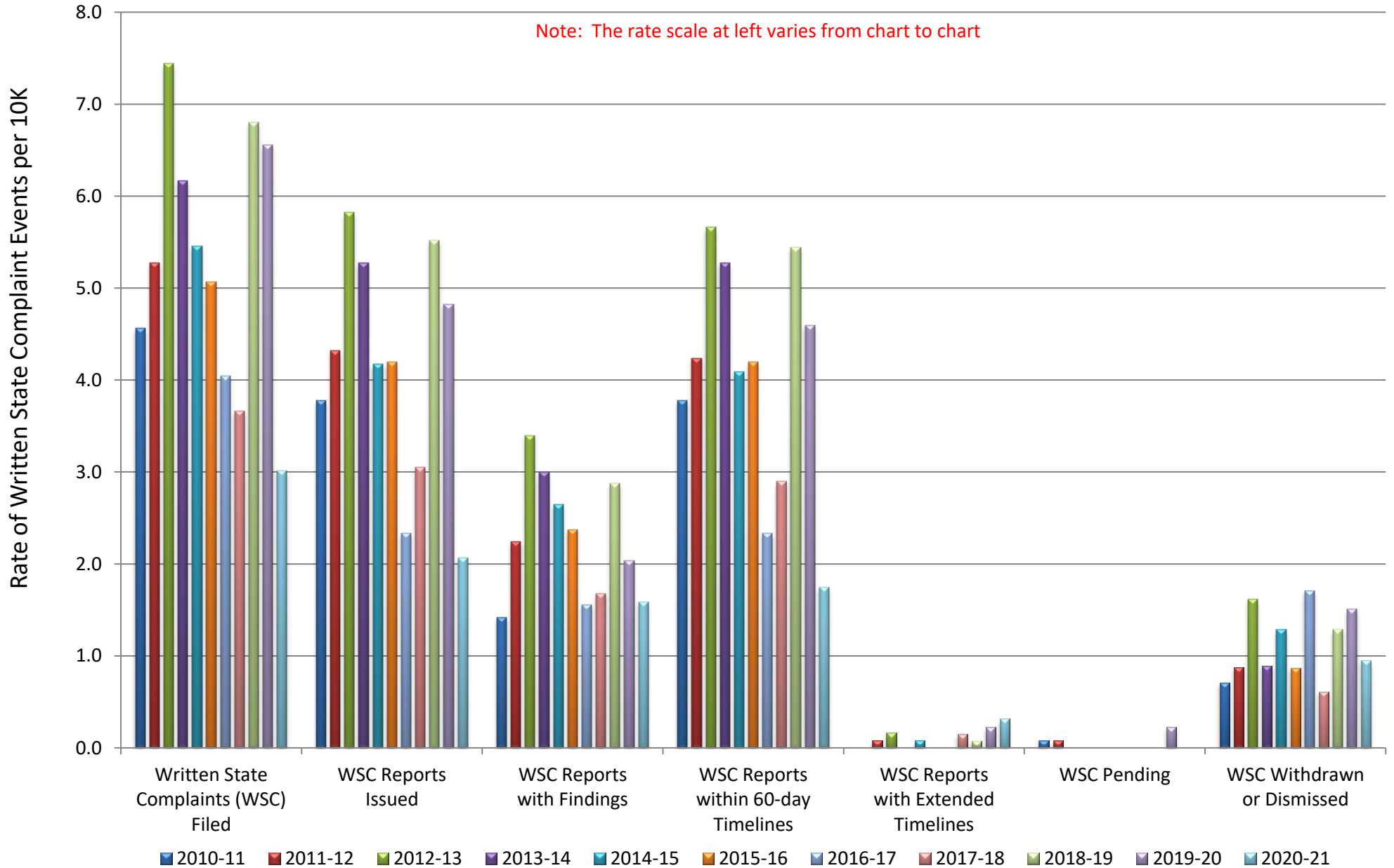




Aggregate Use of Dispute Resolution Options: Missouri

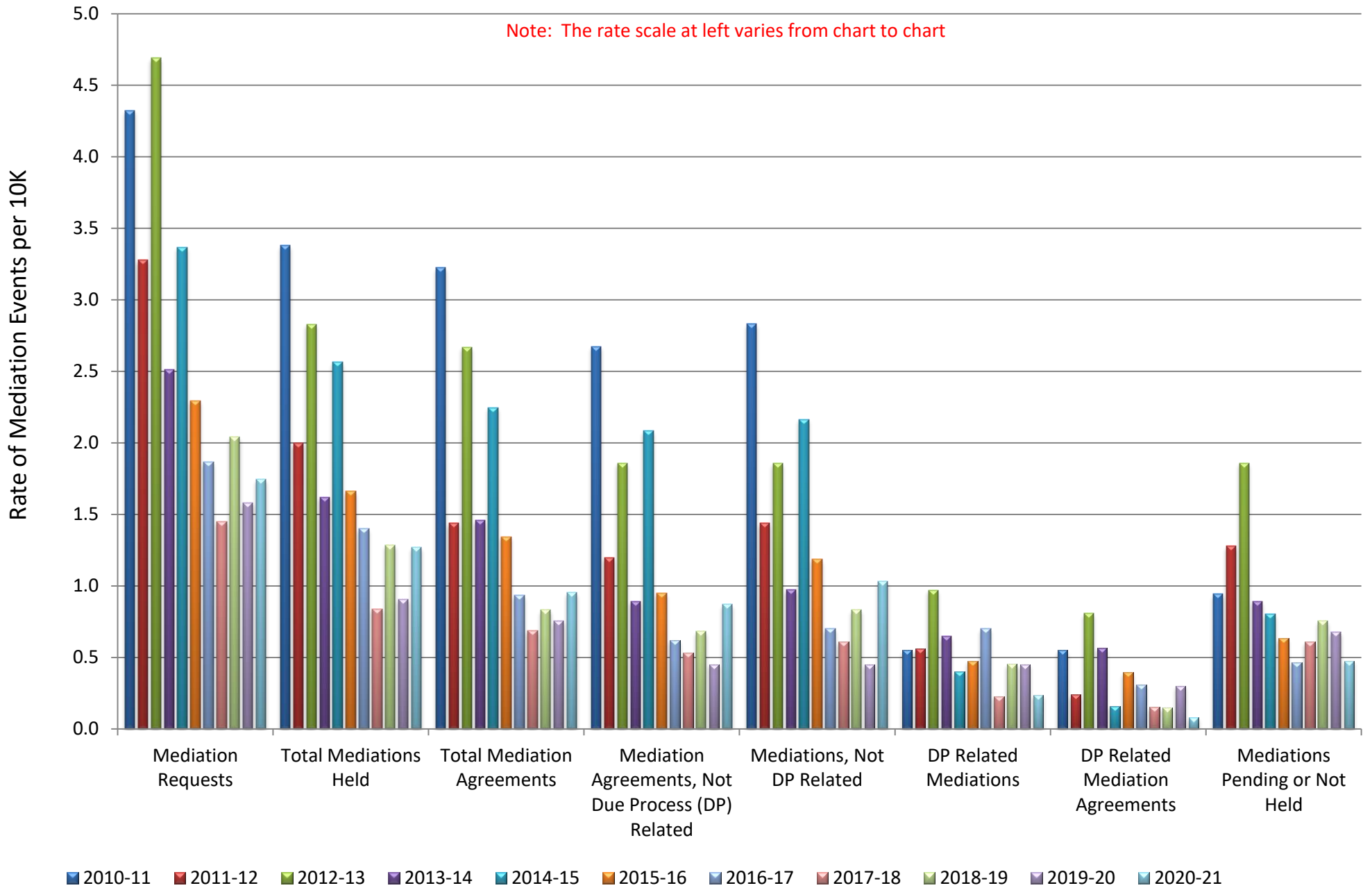


Written State Complaint Activity per 10K Child Count: Missouri



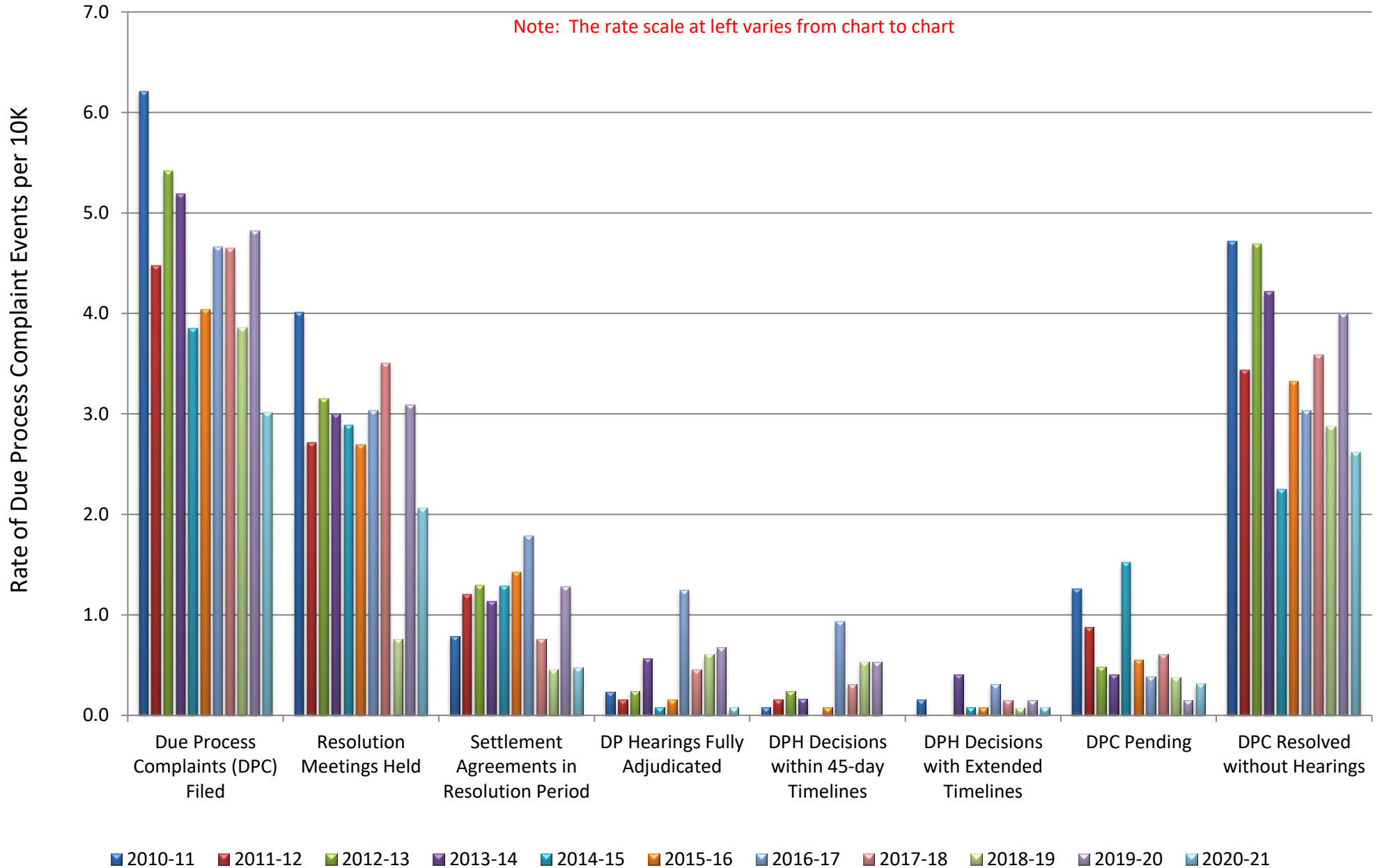


Mediation Activity per 10K Child Count: Missouri



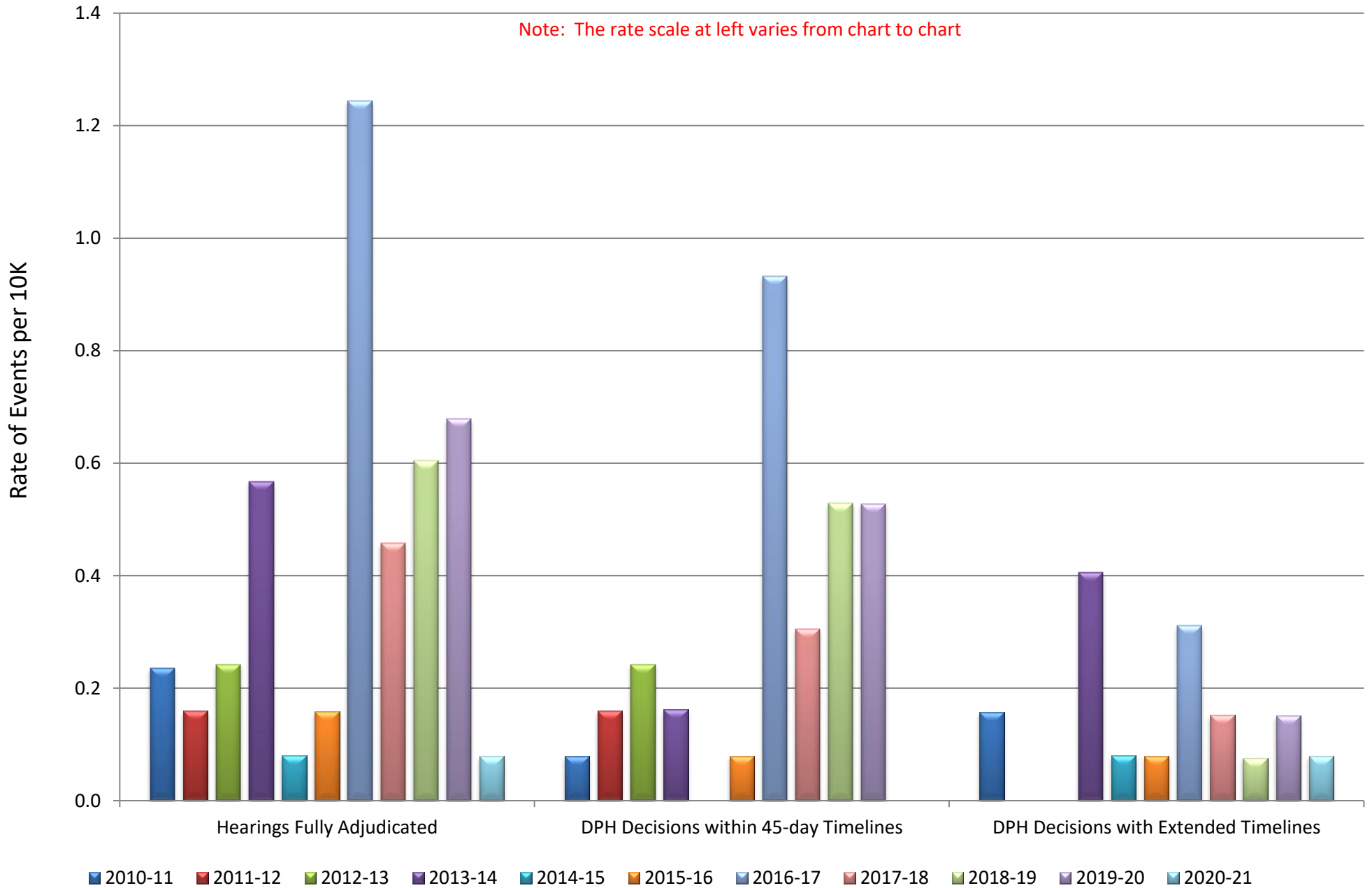


Due Process Complaint Activity per 10K Child Count: Missouri



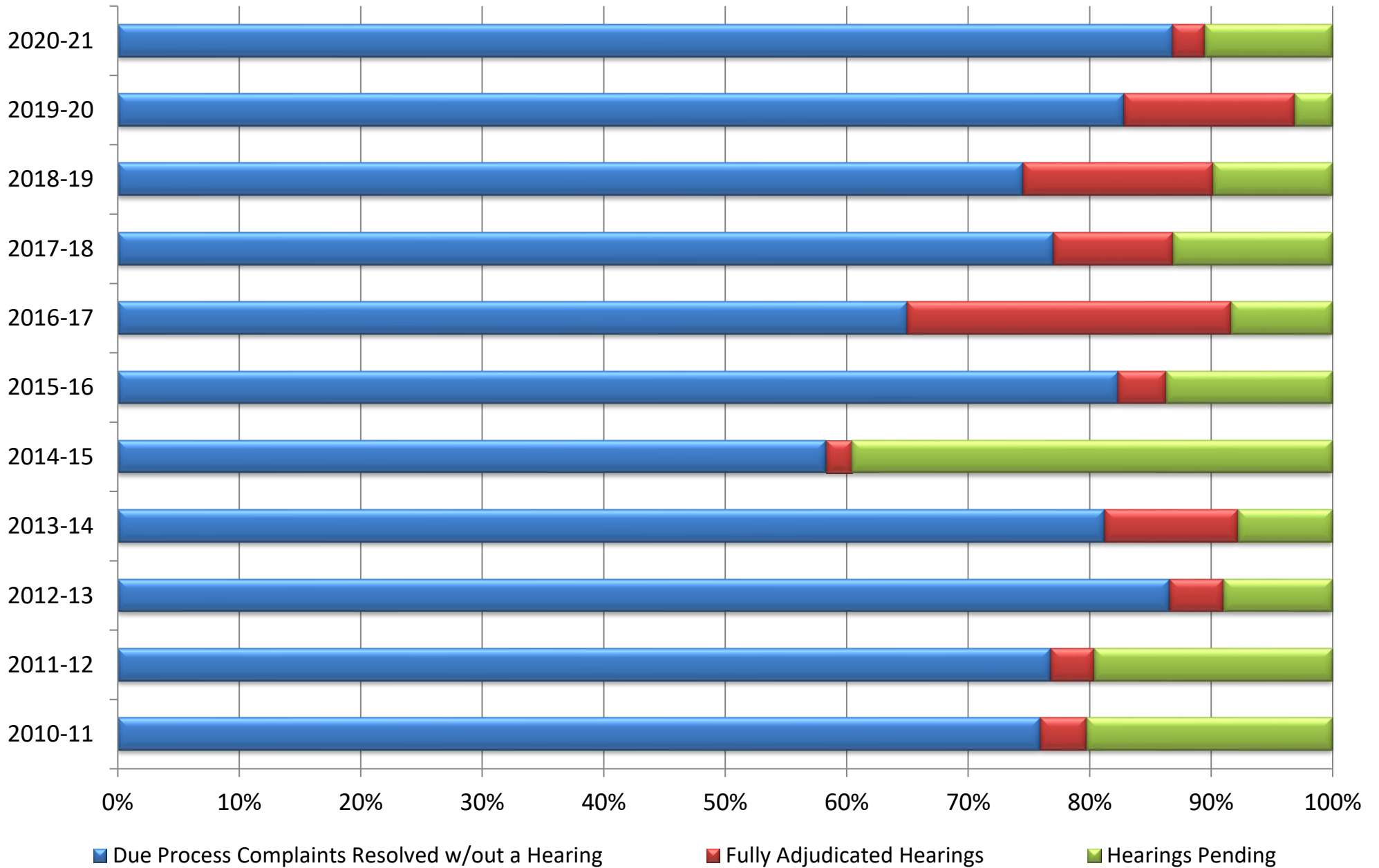


Timeliness of Due Process Hearing Decisions per 10K Child Count: Missouri





Relative Disposition of Due Process Complaints: Missouri





2010-11

	Missouri		50 States	
	Number Reported	Events Per 10K*	Events Per 10K*	Number Reported
Written State Complaints				
Written State Complaints Filed	58	4.6	7.6	4,911
Reports Issued Total	48	3.8	4.8	3,111
Reports with Findings	18	1.4	3.1	2,021
Reports within 60-Day Timeline	48	3.8	4.5	2,873
Reports within Extended Timelines	0	0.0	0.3	200
Total Reports within Timelines	48	3.8	4.8	3,073
Written State Complaints Pending	1	0.1	0.2	127
Written State Complaints Pending Due Process Hearing	0	0.0	0.1	72
Written State Complaints Withdrawn or Dismissed	9	0.7	2.6	1,673
Mediations				
Mediation Requests Total	55	4.3	12.6	8,068
Mediations Held	43	3.4	8.1	5,177
Due Process-Related Mediations	7	0.6	3.9	2,501
Due Process-Related Mediation Agreements	7	0.6	2.4	1,569
Mediations Not Related to Due Process	36	2.8	4.2	2,676
Mediation Agreements Not Related to Due Process	34	2.7	3.2	2,054
Total Mediation Agreements	41	3.2	5.6	3,623
Mediations Pending	3	0.2	1.1	682
Mediations Withdrawn or Not Held	9	0.7	3.4	2,209
Due Process Complaints				
Due Process Complaints Filed	79	6.2	21.7	13,914
Resolution Meetings Held	51	4.0	12.2	7,841
Written Settlement Agreements in Resolution Period	10	0.8	2.3	1,487
Hearings Fully Adjudicated	3	0.2	1.3	823
Hearings Held within 45-day Timelines	3	0.1	0.3	201
Hearing Decisions within 45-day Timelines	1	0.2	0.9	549
Hearing Decisions with Extended Timelines	2	0.2	1.2	750
Due Process Complaints Pending	16	1.3	4.4	2,840
DP Complaints Withdrawn, Dismissed or Resolved Without Hearings	60	4.7	16.0	10,251
Expedited Due Process Hearing Requests (EHR)**				
Expedited Hearing Requests (EHR) Filed	5	0.4	0.5	311
EHR Resolution Meetings Held	5	0.4	0.2	153
EHR Written Settlement Agreements in Resolution Period	2	0.2	0.1	80
EHR Hearings Fully Adjudicated	1	0.1	0.1	35
EHR Change of Placements Ordered	0	0.0	0.0	10
EHR Pending	0	0.0	0.0	14
EHR Withdrawn, Dismissed or Resolved Without Hearings	4	0.3	0.4	262

Notes:

* "Per 10K" values are computed by dividing the number of events by child count (3-21 years) times 10,000; these "per capita" rates allow comparisons of activity across states.

** Except for EHR Change of Placement Ordered, all EHR data points are included in the numbers reported for Due Process Complaints.

*** The counts reported under "Decisions with Extended Timelines" represent the number of written decisions from a fully adjudicated hearing that were provided to the parties in the due process hearing more than 45 days after the expiration of the 30-day or adjusted resolution period, but within a specific time extension granted by the hearing officer at the request of either party. No data is collected on the length of these time extensions.

For questions regarding this report, contact Melanie Reese at mreese@directionservice.org.

	Missouri		50 States	
	Number Reported	Events Per 10K*	Events Per 10K*	Number Reported
Written State Complaints				
Written State Complaints Filed	66	5.3	7.7	4,893
Reports Issued Total	54	4.3	4.9	3,113
Reports with Findings	28	2.2	3.5	2,261
Reports within 60-Day Timeline	53	4.2	4.6	2,917
Reports within Extended Timelines	1	0.1	0.2	159
Total Reports within Timelines	54	4.3	4.8	3,076
Written State Complaints Pending	1	0.1	0.2	130
Written State Complaints Pending Due Process Hearing	0	0.0	0.1	53
Written State Complaints Withdrawn or Dismissed	11	0.9	2.6	1,661
Mediations				
Mediation Requests Total	41	3.3	13.4	8,533
Mediations Held	25	2.0	8.7	5,576
Due Process-Related Mediations	7	0.6	4.4	2,803
Due Process-Related Mediation Agreements	3	0.2	2.6	1,670
Mediations Not Related to Due Process	18	1.4	4.3	2,773
Mediation Agreements Not Related to Due Process	15	1.2	3.3	2,117
Total Mediation Agreements	18	1.4	5.9	3,787
Mediations Pending	3	0.2	1.4	878
Mediations Withdrawn or Not Held	13	1.0	3.3	2,079
Due Process Complaints				
Due Process Complaints Filed	56	4.5	22.4	14,319
Resolution Meetings Held	34	2.7	12.0	7,659
Written Settlement Agreements in Resolution Period	15	1.2	2.1	1,339
Hearings Fully Adjudicated	2	0.2	1.7	1,106
Hearings Held within 45-day Timelines	2	0.2	0.4	231
Hearing Decisions within 45-day Timelines	2	0.0	1.2	764
Hearing Decisions with Extended Timelines	0	0.2	1.6	995
Due Process Complaints Pending	11	0.9	3.1	1,998
DP Complaints Withdrawn, Dismissed or Resolved Without Hearings	43	3.4	17.6	11,215
Expedited Due Process Hearing Requests (EHR)**				
Expedited Hearing Requests (EHR) Filed	5	0.4	0.5	304
EHR Resolution Meetings Held	5	0.4	0.2	132
EHR Written Settlement Agreements in Resolution Period	4	0.3	0.1	64
EHR Hearings Fully Adjudicated	0	0.0	0.0	27
EHR Change of Placements Ordered	0	0.0	0.0	10
EHR Pending	0	0.0	0.0	19
EHR Withdrawn, Dismissed or Resolved Without Hearings	5	0.4	0.4	258

Notes:

* "Per 10K" values are computed by dividing the number of events by child count (3-21 years) times 10,000; these "per capita" rates allow comparisons of activity across states.

** Except for EHR Change of Placement Ordered, all EHR data points are included in the numbers reported for Due Process Complaints.

*** The counts reported under "Decisions with Extended Timelines" represent the number of written decisions from a fully adjudicated hearing that were provided to the parties in the due process hearing more than 45 days after the expiration of the 30-day or adjusted resolution period, but within a specific time extension granted by the hearing officer at the request of either party. No data is collected on the length of these time extensions.

For questions regarding this report, contact Melanie Reese at mreese@directionservice.org.

	Missouri		50 States	
	Number Reported	Events Per 10K*	Events Per 10K*	Number Reported
Written State Complaints				
Written State Complaints Filed	92	7.4	7.7	4,943
Reports Issued Total	72	5.8	4.8	3,098
Reports with Findings	42	3.4	3.2	2,045
Reports within 60-Day Timeline	70	5.7	4.5	2,876
Reports within Extended Timelines	2	0.2	0.3	200
Total Reports within Timelines	72	5.8	4.8	3,076
Written State Complaints Pending	0	0.0	0.2	147
Written State Complaints Pending Due Process Hearing	0	0.0	0.1	49
Written State Complaints Withdrawn or Dismissed	20	1.6	2.6	1,698
Mediations				
Mediation Requests Total	58	4.7	13.6	8,744
Mediations Held	35	2.8	8.6	5,497
Due Process-Related Mediations	12	1.0	4.3	2,786
Due Process-Related Mediation Agreements	10	0.8	2.6	1,699
Mediations Not Related to Due Process	23	1.9	4.2	2,711
Mediation Agreements Not Related to Due Process	23	1.9	3.3	2,089
Total Mediation Agreements	33	2.7	5.9	3,788
Mediations Pending	0	0.0	1.5	973
Mediations Withdrawn or Not Held	23	1.9	3.5	2,274
Due Process Complaints				
Due Process Complaints Filed	67	5.4	21.8	13,987
Resolution Meetings Held	39	3.2	11.6	7,442
Written Settlement Agreements in Resolution Period	16	1.3	1.9	1,189
Hearings Fully Adjudicated	3	0.2	1.8	1,139
Hearings Held within 45-day Timelines	3	0.2	0.4	231
Hearing Decisions within 45-day Timelines	3	0.0	1.2	770
Hearing Decisions with Extended Timelines	0	0.2	1.6	1,001
Due Process Complaints Pending	6	0.5	4.8	3,100
DP Complaints Withdrawn, Dismissed or Resolved Without Hearings	58	4.7	15.2	9,748
Expedited Due Process Hearing Requests (EHR)**				
Expedited Hearing Requests (EHR) Filed	4	0.3	0.5	298
EHR Resolution Meetings Held	1	0.1	0.2	150
EHR Written Settlement Agreements in Resolution Period	1	0.1	0.1	72
EHR Hearings Fully Adjudicated	1	0.1	0.1	40
EHR Change of Placements Ordered	0	0.0	0.0	6
EHR Pending	0	0.0	0.0	15
EHR Withdrawn, Dismissed or Resolved Without Hearings	3	0.2	0.4	243

Notes:

* "Per 10K" values are computed by dividing the number of events by child count (3-21 years) times 10,000; these "per capita" rates allow comparisons of activity across states.

** Except for EHR Change of Placement Ordered, all EHR data points are included in the numbers reported for Due Process Complaints.

*** The counts reported under "Decisions with Extended Timelines" represent the number of written decisions from a fully adjudicated hearing that were provided to the parties in the due process hearing more than 45 days after the expiration of the 30-day or adjusted resolution period, but within a specific time extension granted by the hearing officer at the request of either party. No data is collected on the length of these time extensions.

For questions regarding this report, contact Melanie Reese at mreese@directionservice.org.



2013-14

	Missouri		50 States	
	Number Reported	Events Per 10K*	Events Per 10K*	Number Reported
Written State Complaints				
Written State Complaints Filed	76	6.2	7.6	4,929
Reports Issued Total	65	5.3	4.7	3,001
Reports with Findings	37	3.0	2.9	1,859
Reports within 60-Day Timeline	65	5.3	4.3	2,775
Reports within Extended Timelines	0	0.0	0.3	167
Total Reports within Timelines	65	5.3	4.6	2,942
Written State Complaints Pending	0	0.0	0.2	108
Written State Complaints Pending Due Process Hearing	0	0.0	0.1	77
Written State Complaints Withdrawn or Dismissed	11	0.9	2.8	1,820
Mediations				
Mediation Requests Total	31	2.5	13.6	8,799
Mediations Held	20	1.6	8.5	5,453
Due Process-Related Mediations	8	0.6	4.5	2,889
Due Process-Related Mediation Agreements	7	0.6	2.8	1,832
Mediations Not Related to Due Process	12	1.0	4.0	2,564
Mediation Agreements Not Related to Due Process	11	0.9	3.0	1,946
Total Mediation Agreements	18	1.5	5.9	3,778
Mediations Pending	1	0.1	1.2	799
Mediations Withdrawn or Not Held	10	0.8	3.9	2,547
Due Process Complaints				
Due Process Complaints Filed	64	5.2	23.2	14,940
Resolution Meetings Held	37	3.0	12.2	7,852
Written Settlement Agreements in Resolution Period	14	1.1	1.8	1,140
Hearings Fully Adjudicated	7	0.6	1.9	1,221
Hearings Held within 45-day Timelines	7	0.2	0.3	219
Hearing Decisions within 45-day Timelines	2	0.4	1.4	875
Hearing Decisions with Extended Timelines	5	0.6	1.7	1,094
Due Process Complaints Pending	5	0.4	5.7	3,705
DP Complaints Withdrawn, Dismissed or Resolved Without Hearings	52	4.2	15.5	10,014
Expedited Due Process Hearing Requests (EHR)**				
Expedited Hearing Requests (EHR) Filed	2	0.2	0.4	287
EHR Resolution Meetings Held	0	0.0	0.2	115
EHR Written Settlement Agreements in Resolution Period	0	0.0	0.1	70
EHR Hearings Fully Adjudicated	1	0.1	0.0	31
EHR Change of Placements Ordered	0	0.0	0.0	6
EHR Pending	0	0.0	0.0	15
EHR Withdrawn, Dismissed or Resolved Without Hearings	1	0.1	0.4	241

Notes:

* "Per 10K" values are computed by dividing the number of events by child count (3-21 years) times 10,000; these "per capita" rates allow comparisons of activity across states.

** Except for EHR Change of Placement Ordered, all EHR data points are included in the numbers reported for Due Process Complaints.

*** The counts reported under "Decisions with Extended Timelines" represent the number of written decisions from a fully adjudicated hearing that were provided to the parties in the due process hearing more than 45 days after the expiration of the 30-day or adjusted resolution period, but within a specific time extension granted by the hearing officer at the request of either party. No data is collected on the length of these time extensions.

For questions regarding this report, contact Melanie Reese at mreese@directionservice.org.



2014-15

	Missouri		50 States	
	Number Reported	Events Per 10K*	Events Per 10K*	Number Reported
Written State Complaints				
Written State Complaints Filed	68	5.5	7.5	4,907
Reports Issued Total	52	4.2	4.5	2,952
Reports with Findings	33	2.6	2.8	1,857
Reports within 60-Day Timeline	51	4.1	4.2	2,777
Reports within Extended Timelines	1	0.1	0.2	142
Total Reports within Timelines	52	4.2	4.5	2,919
Written State Complaints Pending	0	0.0	0.3	191
Written State Complaints Pending Due Process Hearing	0	0.0	0.2	111
Written State Complaints Withdrawn or Dismissed	16	1.3	2.7	1,764
Mediations	Number Reported	Events Per 10K*	Events Per 10K*	Number Reported
Mediation Requests Total	42	3.4	14.5	9,482
Mediations Held	32	2.6	9.2	5,994
Due Process-Related Mediations	5	0.4	5.0	3,249
Due Process-Related Mediation Agreements	2	0.2	3.0	1,955
Mediations Not Related to Due Process	27	2.2	4.2	2,745
Mediation Agreements Not Related to Due Process	26	2.1	3.1	2,055
Total Mediation Agreements	28	2.2	6.1	4,010
Mediations Pending	2	0.2	1.4	924
Mediations Withdrawn or Not Held	8	0.6	3.9	2,564
Due Process Complaints	Number Reported	Events Per 10K*	Events Per 10K*	Number Reported
Due Process Complaints Filed	48	3.9	21.8	14,283
Resolution Meetings Held	36	2.9	10.9	7,123
Written Settlement Agreements in Resolution Period	16	1.3	1.8	1,194
Hearings Fully Adjudicated	1	0.1	1.2	805
Hearings Held within 45-day Timelines	1	0.0	0.3	209
Hearing Decisions within 45-day Timelines	0	0.1	0.8	527
Hearing Decisions with Extended Timelines	1	0.1	1.1	736
Due Process Complaints Pending	19	1.5	5.0	3,285
DP Complaints Withdrawn, Dismissed or Resolved Without Hearings	28	2.2	15.6	10,193
Expedited Due Process Hearing Requests (EHR)**	Number Reported	Events Per 10K*	Events Per 10K*	Number Reported
Expedited Hearing Requests (EHR) Filed	1	0.1	0.4	288
EHR Resolution Meetings Held	1	0.1	0.2	125
EHR Written Settlement Agreements in Resolution Period	0	0.0	0.1	62
EHR Hearings Fully Adjudicated	0	0.0	0.0	29
EHR Change of Placements Ordered	0	0.0	0.0	5
EHR Pending	0	0.0	0.0	24
EHR Withdrawn, Dismissed or Resolved Without Hearings	1	0.1	0.4	235

Notes:

* "Per 10K" values are computed by dividing the number of events by child count (3-21 years) times 10,000; these "per capita" rates allow comparisons of activity across states.

** Except for EHR Change of Placement Ordered, all EHR data points are included in the numbers reported for Due Process Complaints.

*** The counts reported under "Decisions with Extended Timelines" represent the number of written decisions from a fully adjudicated hearing that were provided to the parties in the due process hearing more than 45 days after the expiration of the 30-day or adjusted resolution period, but within a specific time extension granted by the hearing officer at the request of either party. No data is collected on the length of these time extensions.

For questions regarding this report, contact Melanie Reese at mreese@directionservice.org.



2015-16

	Missouri		50 States	
	Number Reported	Events Per 10K*	Events Per 10K*	Number Reported
Written State Complaints				
Written State Complaints Filed	64	5.1	8.0	5,301
Reports Issued Total	53	4.2	4.9	3,284
Reports with Findings	30	2.4	3.2	2,154
Reports within 60-Day Timeline	53	4.2	4.6	3,047
Reports within Extended Timelines	0	0.0	0.3	174
Total Reports within Timelines	53	4.2	4.8	3,221
Written State Complaints Pending	0	0.0	0.2	147
Written State Complaints Pending Due Process Hearing	0	0.0	0.1	55
Written State Complaints Withdrawn or Dismissed	11	0.9	2.8	1,870
Mediations	Number Reported	Events Per 10K*	Events Per 10K*	Number Reported
Mediation Requests Total	29	2.3	12.3	8,227
Mediations Held	21	1.7	9.4	6,263
Due Process-Related Mediations	6	0.5	5.0	3,360
Due Process-Related Mediation Agreements	5	0.4	3.0	1,981
Mediations Not Related to Due Process	15	1.2	4.4	2,903
Mediation Agreements Not Related to Due Process	12	0.9	3.2	2,146
Total Mediation Agreements	17	1.3	6.2	4,127
Mediations Pending	1	0.1	0.7	480
Mediations Withdrawn or Not Held	7	0.6	2.2	1,484
Due Process Complaints	Number Reported	Events Per 10K*	Events Per 10K*	Number Reported
Due Process Complaints Filed	51	4.0	26.0	17,325
Resolution Meetings Held	34	2.7	11.9	7,936
Written Settlement Agreements in Resolution Period	18	1.4	2.1	1,423
Hearings Fully Adjudicated	2	0.2	1.2	833
Hearings Held within 45-day Timelines	2	0.1	0.3	216
Hearing Decisions within 45-day Timelines	1	0.1	0.8	529
Hearing Decisions with Extended Timelines	1	0.2	1.1	745
Due Process Complaints Pending	7	0.6	8.8	5,890
DP Complaints Withdrawn, Dismissed or Resolved Without Hearings	42	3.3	15.9	10,602
Expedited Due Process Hearing Requests (EHR)**	Number Reported	Events Per 10K*	Events Per 10K*	Number Reported
Expedited Hearing Requests (EHR) Filed	0	0.0	0.5	336
EHR Resolution Meetings Held	0	0.0	0.2	142
EHR Written Settlement Agreements in Resolution Period	0	0.0	0.1	83
EHR Hearings Fully Adjudicated	0	0.0	0.0	24
EHR Change of Placements Ordered	0	0.0	0.0	6
EHR Pending	0	0.0	0.1	34
EHR Withdrawn, Dismissed or Resolved Without Hearings	0	0.0	0.4	278

Notes:

* "Per 10K" values are computed by dividing the number of events by child count (3-21 years) times 10,000; these "per capita" rates allow comparisons of activity across states.

** Except for EHR Change of Placement Ordered, all EHR data points are included in the numbers reported for Due Process Complaints.

*** The counts reported under "Decisions with Extended Timelines" represent the number of written decisions from a fully adjudicated hearing that were provided to the parties in the due process hearing more than 45 days after the expiration of the 30-day or adjusted resolution period, but within a specific time extension granted by the hearing officer at the request of either party. No data is collected on the length of these time extensions.

For questions regarding this report, contact Melanie Reese at mreese@directionservice.org.



2016-17

	Missouri		50 States	
	Number Reported	Events Per 10K*	Events Per 10K*	Number Reported
Written State Complaints				
Written State Complaints Filed	52	4.0	7.8	5,195
Reports Issued Total	30	2.3	5.2	3,465
Reports with Findings	20	1.6	3.0	2,010
Reports within 60-Day Timeline	30	2.3	4.9	3,273
Reports within Extended Timelines	0	0.0	0.2	127
Total Reports within Timelines	30	2.3	5.1	3,400
Written State Complaints Pending	0	0.0	0.2	116
Written State Complaints Pending Due Process Hearing	0	0.0	0.1	48
Written State Complaints Withdrawn or Dismissed	22	1.7	2.4	1,614
Mediations				
Mediation Requests Total	24	1.9	16.0	10,634
Mediations Held	18	1.4	9.3	6,215
Due Process-Related Mediations	9	0.7	5.2	3,437
Due Process-Related Mediation Agreements	4	0.3	2.8	1,888
Mediations Not Related to Due Process	9	0.7	4.2	2,778
Mediation Agreements Not Related to Due Process	8	0.6	3.1	2,089
Total Mediation Agreements	12	0.9	6.0	3,977
Mediations Pending	0	0.0	1.7	1,103
Mediations Withdrawn or Not Held	6	0.5	5.0	3,316
Due Process Complaints				
Due Process Complaints Filed	60	4.7	24.3	16,175
Resolution Meetings Held	39	3.0	13.7	9,107
Written Settlement Agreements in Resolution Period	23	1.8	2.2	1,458
Hearings Fully Adjudicated	16	1.2	1.6	1,099
Hearings Held within 45-day Timelines	16	0.9	0.4	257
Hearing Decisions within 45-day Timelines	12	0.3	1.1	733
Hearing Decisions with Extended Timelines	4	1.2	1.5	990
Due Process Complaints Pending	5	0.4	6.6	4,415
DP Complaints Withdrawn, Dismissed or Resolved Without Hearings	39	3.0	16.0	10,661
Expedited Due Process Hearing Requests (EHR)**				
Expedited Hearing Requests (EHR) Filed	0	0.0	0.5	363
EHR Resolution Meetings Held	0	0.0	0.2	159
EHR Written Settlement Agreements in Resolution Period	0	0.0	0.1	70
EHR Hearings Fully Adjudicated	0	0.0	0.1	36
EHR Change of Placements Ordered	0	0.0	0.0	5
EHR Pending	0	0.0	0.1	46
EHR Withdrawn, Dismissed or Resolved Without Hearings	0	0.0	0.4	281

Notes:

* "Per 10K" values are computed by dividing the number of events by child count (3-21 years) times 10,000; these "per capita" rates allow comparisons of activity across states.

** Except for EHR Change of Placement Ordered, all EHR data points are included in the numbers reported for Due Process Complaints.

*** The counts reported under "Decisions with Extended Timelines" represent the number of written decisions from a fully adjudicated hearing that were provided to the parties in the due process hearing more than 45 days after the expiration of the 30-day or adjusted resolution period, but within a specific time extension granted by the hearing officer at the request of either party. No data is collected on the length of these time extensions.

For questions regarding this report, contact Melanie Reese at mreese@directionservice.org.

	Missouri		50 States	
	Number Reported	Events Per 10K*	Events Per 10K*	Number Reported
Written State Complaints				
Written State Complaints Filed	48	3.7	7.7	5,320
Reports Issued Total	40	3.1	5.0	3,472
Reports with Findings	22	1.7	3.1	2,129
Reports within 60-Day Timeline	38	2.9	4.7	3,266
Reports within Extended Timelines	2	0.2	0.2	156
Total Reports within Timelines	40	3.1	4.9	3,422
Written State Complaints Pending	0	0.0	0.2	152
Written State Complaints Pending Due Process Hearing	0	0.0	0.1	56
Written State Complaints Withdrawn or Dismissed	8	0.6	2.5	1,696
Mediations				
Mediation Requests Total	19	1.4	16.3	11,268
Mediations Held	11	0.8	9.4	6,472
Due Process-Related Mediations	3	0.2	5.3	3,642
Due Process-Related Mediation Agreements	2	0.2	3.0	2,090
Mediations Not Related to Due Process	8	0.6	4.1	2,830
Mediation Agreements Not Related to Due Process	7	0.5	3.1	2,124
Total Mediation Agreements	9	0.7	6.1	4,214
Mediations Pending	0	0.0	1.4	967
Mediations Withdrawn or Not Held	8	0.6	5.5	3,829
Due Process Complaints				
Due Process Complaints Filed	61	4.7	26.0	18,001
Resolution Meetings Held	46	3.5	14.7	10,187
Written Settlement Agreements in Resolution Period	10	0.8	1.8	1,253
Hearings Fully Adjudicated	6	0.5	1.9	1,286
Hearings Held within 45-day Timelines	6	0.3	0.4	259
Hearing Decisions within 45-day Timelines	4	0.2	1.3	872
Hearing Decisions with Extended Timelines	2	0.5	1.6	1,131
Due Process Complaints Pending	8	0.6	8.5	5,854
DP Complaints Withdrawn, Dismissed or Resolved Without Hearings	47	3.6	15.7	10,861
Expedited Due Process Hearing Requests (EHR)**				
Expedited Hearing Requests (EHR) Filed	5	0.4	0.6	448
EHR Resolution Meetings Held	3	0.2	0.3	188
EHR Written Settlement Agreements in Resolution Period	0	0.0	0.1	98
EHR Hearings Fully Adjudicated	1	0.1	0.1	54
EHR Change of Placements Ordered	0	0.0	0.0	12
EHR Pending	0	0.0	0.1	75
EHR Withdrawn, Dismissed or Resolved Without Hearings	4	0.3	0.5	319

Notes:

* "Per 10K" values are computed by dividing the number of events by child count (3-21 years) times 10,000; these "per capita" rates allow comparisons of activity across states.

** Except for EHR Change of Placement Ordered, all EHR data points are included in the numbers reported for Due Process Complaints.

*** The counts reported under "Decisions with Extended Timelines" represent the number of written decisions from a fully adjudicated hearing that were provided to the parties in the due process hearing more than 45 days after the expiration of the 30-day or adjusted resolution period, but within a specific time extension granted by the hearing officer at the request of either party. No data is collected on the length of these time extensions.

For questions regarding this report, contact Melanie Reese at mreese@directionservice.org.



2018-19

	Missouri		50 States	
	Number Reported	Events Per 10K*	Events Per 10K*	Number Reported
Written State Complaints				
Written State Complaints Filed	90	6.8	7.8	5,533
Reports Issued Total	73	5.5	5.1	3,619
Reports with Findings	38	2.9	3.1	2,203
Reports within 60-Day Timeline	72	5.4	4.7	3,337
Reports within Extended Timelines	1	0.1	0.3	194
Total Reports within Timelines	73	5.5	5.0	3,531
Written State Complaints Pending	0	0.0	0.2	116
Written State Complaints Pending Due Process Hearing	0	0.0	0.0	35
Written State Complaints Withdrawn or Dismissed	17	1.3	2.5	1,798
Mediations				
Mediation Requests Total	27	2.0	15.5	11,053
Mediations Held	17	1.3	9.3	6,657
Due Process-Related Mediations	6	0.5	5.4	3,871
Due Process-Related Mediation Agreements	2	0.2	3.4	2,388
Mediations Not Related to Due Process	11	0.8	3.9	2,786
Mediation Agreements Not Related to Due Process	9	0.7	2.9	2,035
Total Mediation Agreements	11	0.8	6.2	4,423
Mediations Pending	0	0.0	1.3	918
Mediations Withdrawn or Not Held	10	0.8	4.9	3,478
Due Process Complaints				
Due Process Complaints Filed	51	3.9	27.0	19,224
Resolution Meetings Held	10	0.8	17.8	12,653
Written Settlement Agreements in Resolution Period	6	0.5	1.8	1,274
Hearings Fully Adjudicated	8	0.6	2.6	1,830
Hearings Held within 45-day Timelines	8	0.5	0.5	365
Decisions within 45-day Timelines	7	0.1	1.1	796
Hearing Decisions with Extended Timelines	1	0.6	1.6	1,161
Hearing Due Process Complaints Pending	5	0.4	12.0	8,568
DP Complaints Withdrawn, Dismissed or Resolved Without Hearings	38	2.9	12.4	8,826
Expedited Due Process Hearing Requests (EHR)**				
Expedited Hearing Requests (EHR) Filed	7	0.5	0.5	333
EHR Resolution Meetings Held	2	0.2	0.2	162
EHR Written Settlement Agreements in Resolution Period	1	0.1	0.1	75
EHR Hearings Fully Adjudicated	3	0.2	0.0	34
EHR Change of Placements Ordered	0	0.0	0.0	4
EHR Pending	0	0.0	0.0	32
EHR Withdrawn, Dismissed or Resolved Without Hearings	4	0.3	0.4	267

Notes:

* "Per 10K" values are computed by dividing the number of events by child count (3-21 years) times 10,000; these "per capita" rates allow comparisons of activity across states.

** Except for EHR Change of Placement Ordered, all EHR data points are included in the numbers reported for Due Process Complaints.

*** The counts reported under "Decisions with Extended Timelines" represent the number of written decisions from a fully adjudicated hearing that were provided to the parties in the due process hearing more than 45 days after the expiration of the 30-day or adjusted resolution period, but within a specific time extension granted by the hearing officer at the request of either party. No data is collected on the length of these time extensions.

For questions regarding this report, contact Melanie Reese at mreese@directionservice.org.



2019-20

	Missouri		50 States	
	Number Reported	Events Per 10K*	Events Per 10K*	Number Reported
Written State Complaints				
Written State Complaints Filed	87	6.6	7.4	5,297
Reports Issued Total	64	4.8	5.2	3,739
Reports with Findings	27	2.0	3.0	2,111
Reports within 60-Day Timelines	61	4.6	4.7	3,326
Reports within Extended Timelines	3	0.2	0.5	341
Total Reports within Timelines	64	4.8	5.1	3,667
Written State Complaints Pending	3	0.2	0.2	117
Written State Complaints Pending Due Process Hearing	1	0.1	0.1	43
Written State Complaints Withdrawn or Dismissed	20	1.5	2.0	1,441
Mediations				
Mediation Requests Total	21	1.6	14.0	9,983
Mediations Held	12	0.9	8.4	5,981
Due Process-Related Mediations	6	0.5	5.1	3,653
Due Process-Related Mediation Agreements	4	0.3	2.7	1,959
Mediations Not Related to Due Process	6	0.5	3.3	2,328
Mediation Agreements Not Related to Due Process	6	0.5	2.4	1,710
Total Mediation Agreements	10	0.8	5.1	3,669
Mediations Pending	0	0.0	0.8	547
Mediations Withdrawn or Not Held	9	0.7	4.8	3,455
Due Process Complaints				
Due Process Complaints Filed	64	4.8	29.2	20,887
Resolution Meetings Held	41	3.1	18.8	13,414
Written Settlement Agreements in Resolution Period	17	1.3	1.5	1,082
Hearings Fully Adjudicated	9	0.7	1.9	1,364
Hearings Held within 45-Day Timelines	9	0.5	0.4	296
Hearing Decisions within 45-Day Timelines	7	0.2	0.8	538
Hearing Decisions with Extended Timelines	2	0.7	1.2	834
Due Process Complaints Pending	2	0.2	13.3	9,497
DP Complaints Withdrawn, Dismissed or Resolved Without Hearings	53	4.0	14.0	10,026
Expedited Due Process Hearing Requests (EHR)**				
Expedited Hearing Requests (EHR) Filed	11	0.8	0.5	338
EHR Resolution Meetings Held	4	0.3	0.2	122
EHR Written Settlement Agreements in Resolution Period	3	0.2	0.1	58
EHR Hearings Fully Adjudicated	5	0.4	0.0	28
EHR Change of Placements Ordered	0	0.0	0.0	4
EHR Pending	2	0.2	0.0	17
EHR Withdrawn, Dismissed or Resolved Without Hearings	4	0.3	0.4	293

Notes:

* "Per 10K" values are computed by dividing the number of events by child count (3-21 years) times 10,000; these "per capita" rates allow comparisons of activity across states.

** Except for EHR Change of Placement Ordered, all EHR data points are included in the numbers reported for Due Process Complaints.

*** The counts reported under "Decisions with Extended Timelines" represent the number of written decisions from a fully adjudicated hearing that were provided to the parties in the due process hearing more than 45 days after the expiration of the 30-day or adjusted resolution period, but within a specific time extension granted by the hearing officer at the request of either party. No data is collected on the length of these time extensions.

For questions regarding this report, contact Melanie Reese at mreese@directionservice.org.



2020-21

	Missouri		50 States	
	Number Reported	Events Per 10K*	Events Per 10K*	Number Reported
Written State Complaints				
Written State Complaints Filed	38	3.0	5.9	4,169
Reports Issued Total	26	2.1	3.8	2,697
Reports with Findings	20	1.6	2.4	1,727
Reports within 60-Day Timelines	22	1.7	3.5	2,489
Reports with Extended Timelines	4	0.3	0.3	230
Total Reports within Timelines	26	2.1	3.8	2,719
Written State Complaints Pending	0	0.0	0.1	99
Written State Complaints Pending Due Process Hearings	0	0.0	0.1	47
Written State Complaints Withdrawn or Dismissed	12	1.0	1.8	1,273
Mediations				
Mediation Requests Total (Due Process and Non Due Process Related)	22	1.7	12.1	8,562
Mediations Held	16	1.3	6.6	4,659
Due Process Related Mediations	3	0.2	3.7	2,591
Due Process Related Mediation Agreements	1	0.1	1.1	790
Mediations Not Related to Due Process	13	1.0	2.9	2,068
Mediation Agreements Not Related to Due Process	11	0.9	2.0	1,427
Total Mediation Agreements (Due Process and Non Due Process Related)	12	1.0	3.1	2,217
Mediations Pending	0	0.0	0.7	476
Mediations Withdrawn or Not Held	6	0.5	4.8	3,427
Due Process Complaints				
Due Process Complaints Filed	38	3.0	32.2	22,759
Resolution Meetings Held	26	2.1	23.6	16,659
Written Settlement Agreements in Resolution Period	6	0.5	1.2	870
Hearings Fully Adjudicated	1	0.1	1.5	1,047
Hearings Held within 45-day Timelines	1	0.0	0.3	223
Hearing Decisions within 45-day Timelines	0	0.1	0.6	430
Hearing Decisions with Extended Timelines	1	0.1	0.9	653
Due Process Complaints Pending	4	0.3	17.6	12,435
DP Complaints Withdrawn, Dismissed, or Resolved Without Hearings	33	2.6	13.1	9,277
Expedited Due Process Hearing Requests (EHR)**				
Expedited Hearing Requests (EHR) Filed	0	0.0	0.1	88
EHR Resolution Meetings Held	0	0.0	0.0	29
EHR Written Settlement Agreements in Resolution Period	0	0.0	0.0	12
EHR Hearings Fully Adjudicated	0	0.0	0.0	7
EHR Change of Placements Ordered	0	0.0	0.0	0
EHR Pending	0	0.0	0.0	9
EHR Withdrawn, Dismissed, or Resolved Without Hearings	0	0.0	0.1	69

Notes:

* "Per 10K" values are computed by dividing the number of events by child count (3-21 years) times 10,000; these "per capita" rates allow comparisons of activity across states.

** Except for EHR Change of Placement Ordered, all EHR data points are included in the numbers reported for Due Process Complaints.

*** The counts reported under "Hearing Decisions with Extended Timelines" represent the number of written decisions from a fully adjudicated hearing that were provided to the parties in the due process hearing more than 45 days after the expiration of the 30-day or adjusted resolution period, but within a specific time extension granted by the hearing officer at the request of either party. No data is collected on the length of these time extensions.

For questions regarding this report, contact Melanie Reese at mreese@directionservice.org.