



**IDEA Dispute Resolution Data Summary for:**  
**Maryland**  
**2010-11 to 2020-21**

The Individuals with Disabilities Education Act (IDEA) requires states and entities receiving IDEA grants to make available four dispute resolution processes and report annually on each to the U.S. Department of Education Office of Special Education Programs (OSEP). The four dispute resolution processes include written state complaints, mediation, due process complaints, and resolution meetings associated with due process.

The purpose of this summary is to provide a historical look at dispute resolution data and to assist with the identification of trends and changes in the use of the IDEA dispute resolution processes over time. Additional summaries can be found on the CADRE website at:

<http://www.cadeworks.org/resources/cadre-materials/state-part-b-dispute-resolution-data-summaries>

This summary features data for school years ("SY" July 1-June 30) 2010-11 through 2020-21 drawn from CADRE's National Longitudinal Database. Data are collected from the following sources: [1] from SY 2010 to the present, Section 618 data collected by the Data Accountability Center (DAC) and, as of SY 2011, reported to EDfacts; [2] data published in OSEP's Annual Report to Congress; and [3] data adjustments collected from states by CADRE after OSEP data were locked.

CADRE examines dispute resolution data for internally inconsistent values (based on report element definitions). When inconsistent values are found they are reconciled with OSEP. States are encouraged to submit notes or explanations regarding any conditions, anomalies, or corrections relating to the data included herein. CADRE is looking to improve the usefulness of these reports. Please provide us your input by responding to a brief survey at:

<https://www.surveymonkey.com/r/datasummary>

Contents:

Page 1: Cover Sheet

Pages 2 - 10: The following charts (for SY 2010-11 through 2020-21):

- 1) Total Dispute Resolution Activity by State/Entity per 10K Child Count: 2020-21
- 2) IDEA Dispute Resolution Activity per 10K Child Count
- 3) IDEA Dispute Resolution Activity
- 4) Relative Use of Dispute Resolution Options
- 5) Aggregate Use of Dispute Resolution Options
- 6) Written State Complaint Activity per 10K Child Count
- 7) Mediation Activity per 10K Child Count
- 8) Due Process Complaint Activity per 10K Child Count
- 9) Timeliness of Due Process Hearing Decisions per 10K Child Count
- 10) Relative Disposition of Due Process Complaints

Pages 11 - 22: Annual dispute resolution data summaries (for SY 2010-11 through 2020-21).

For clarification or assistance, contact:

Melanie Reese, Ph.D.

[cadre@directionservice.org](mailto:cadre@directionservice.org)

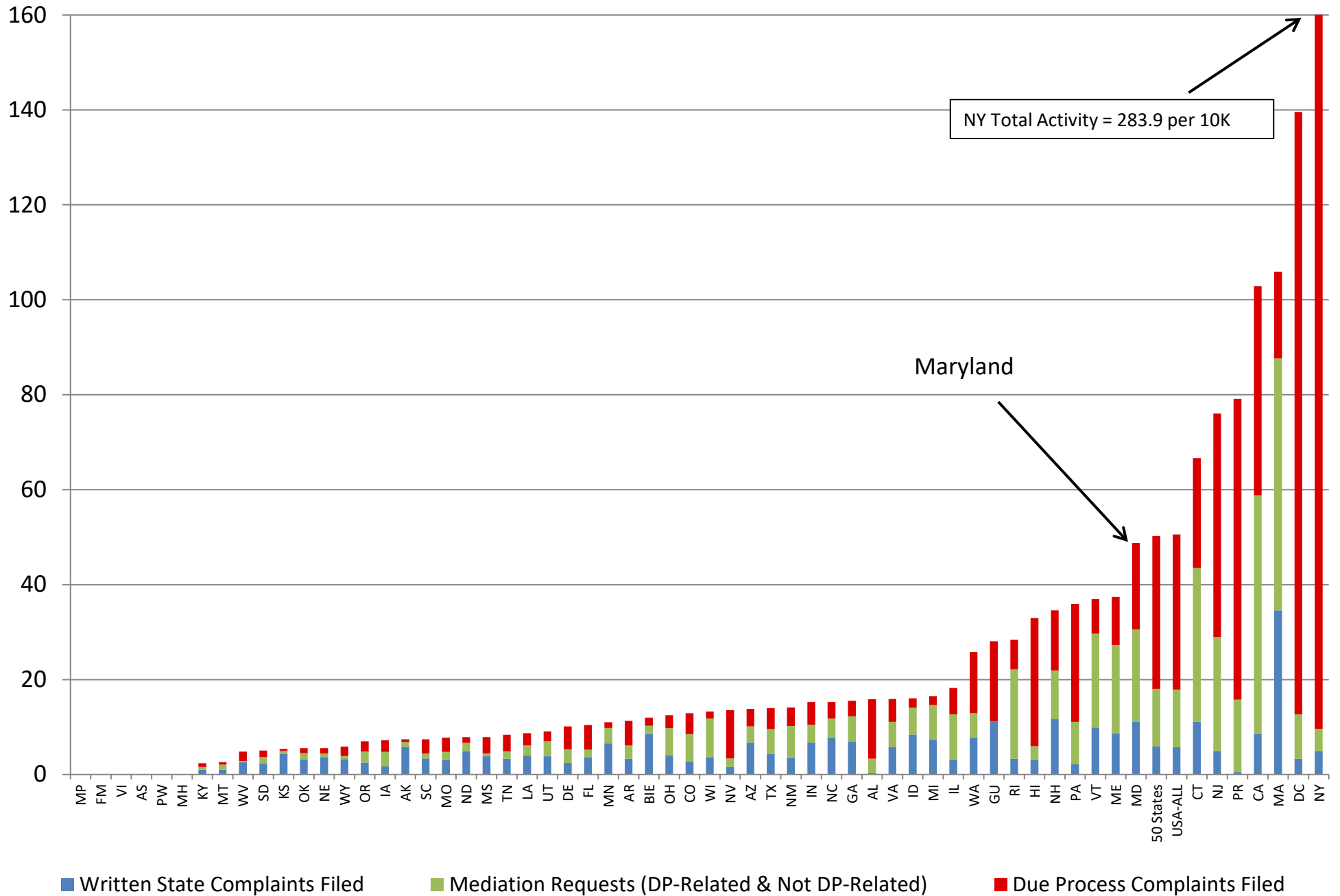
or call (541) 359-4210

Created by CADRE:

10/5/2022 2:58 PM

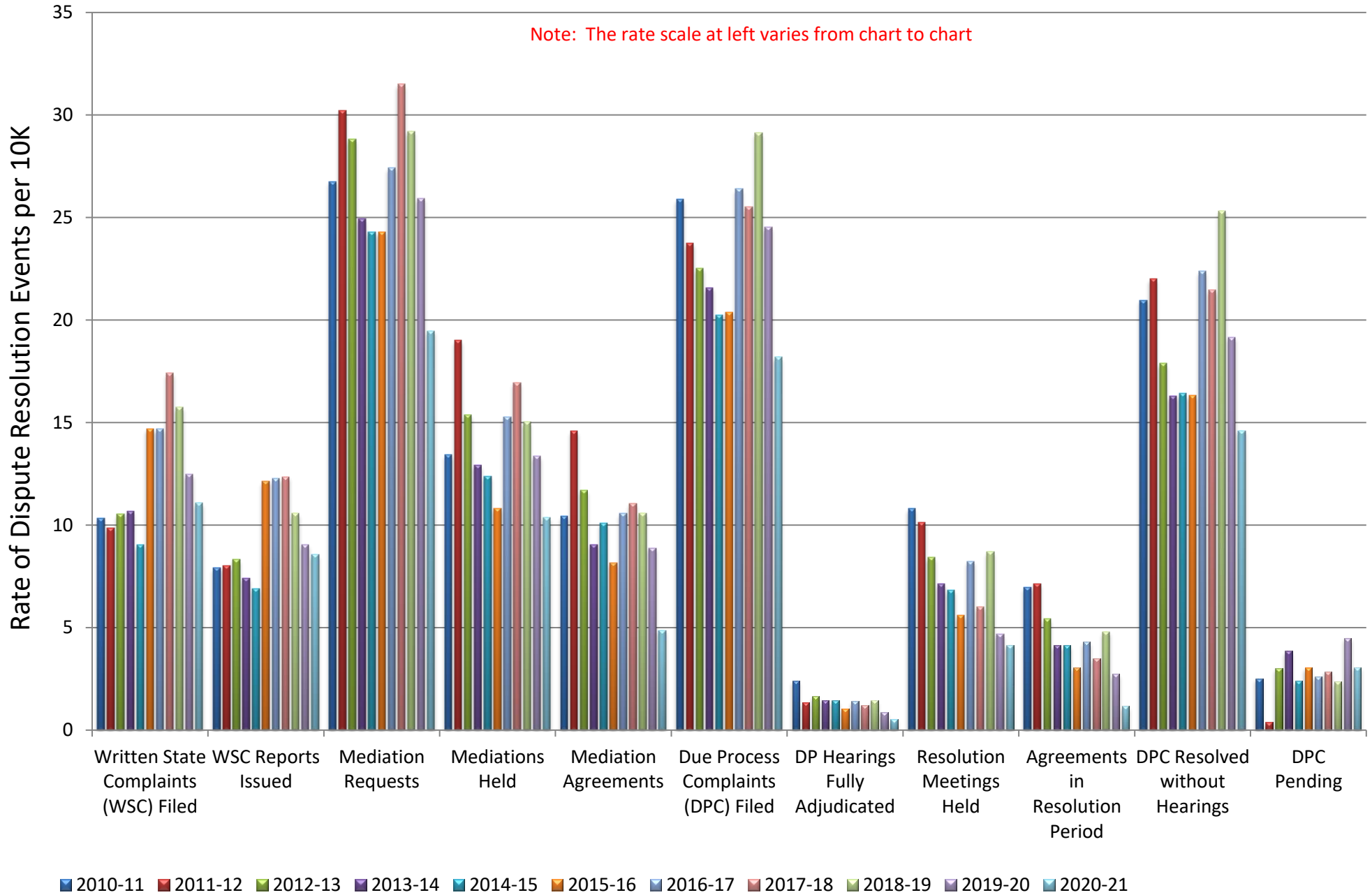


# Total Dispute Resolution Activity by State/Entity per 10K Child Count: 2020-21



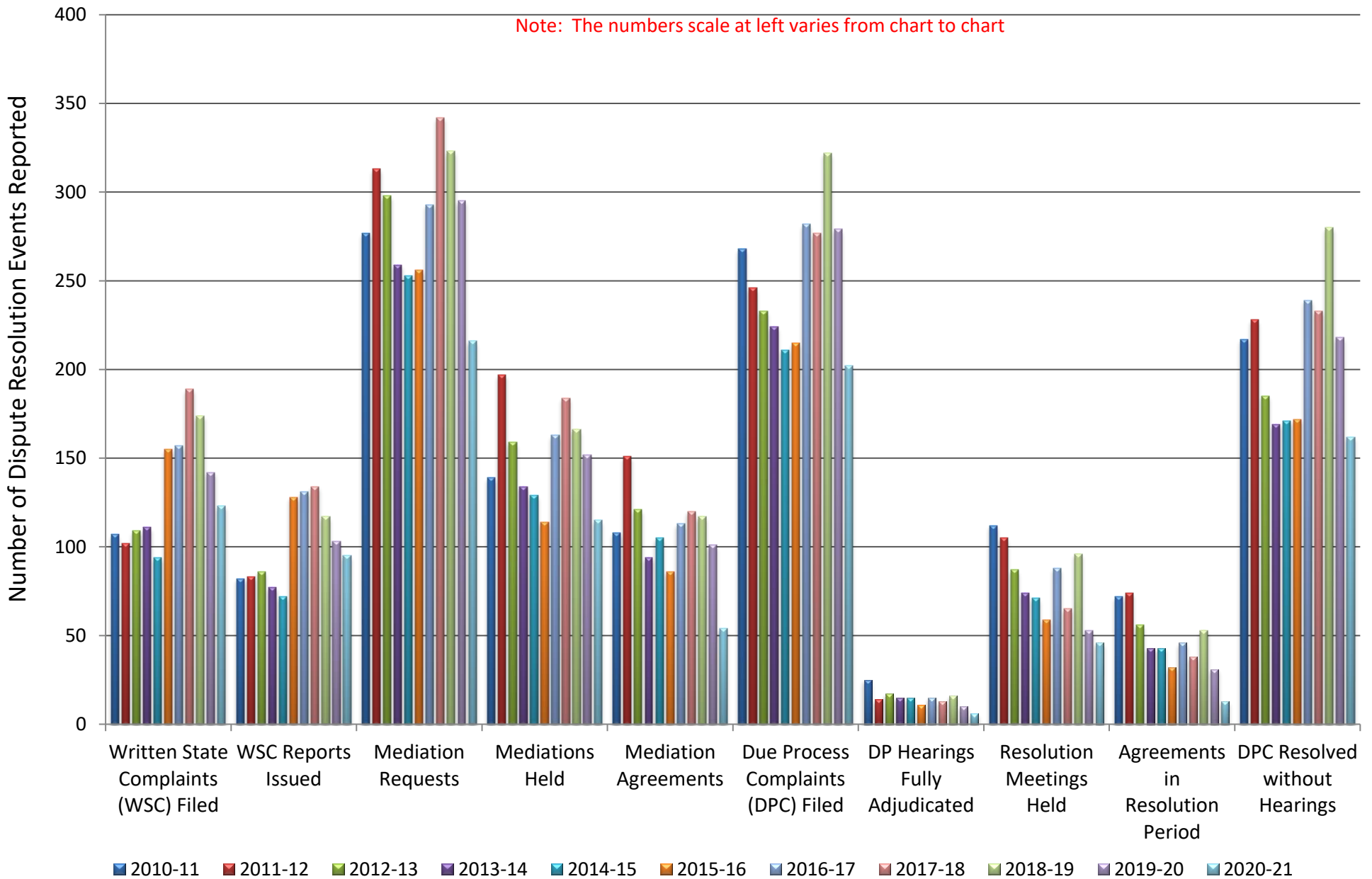


# IDEA Dispute Resolution Activity per 10K Child Count: Maryland





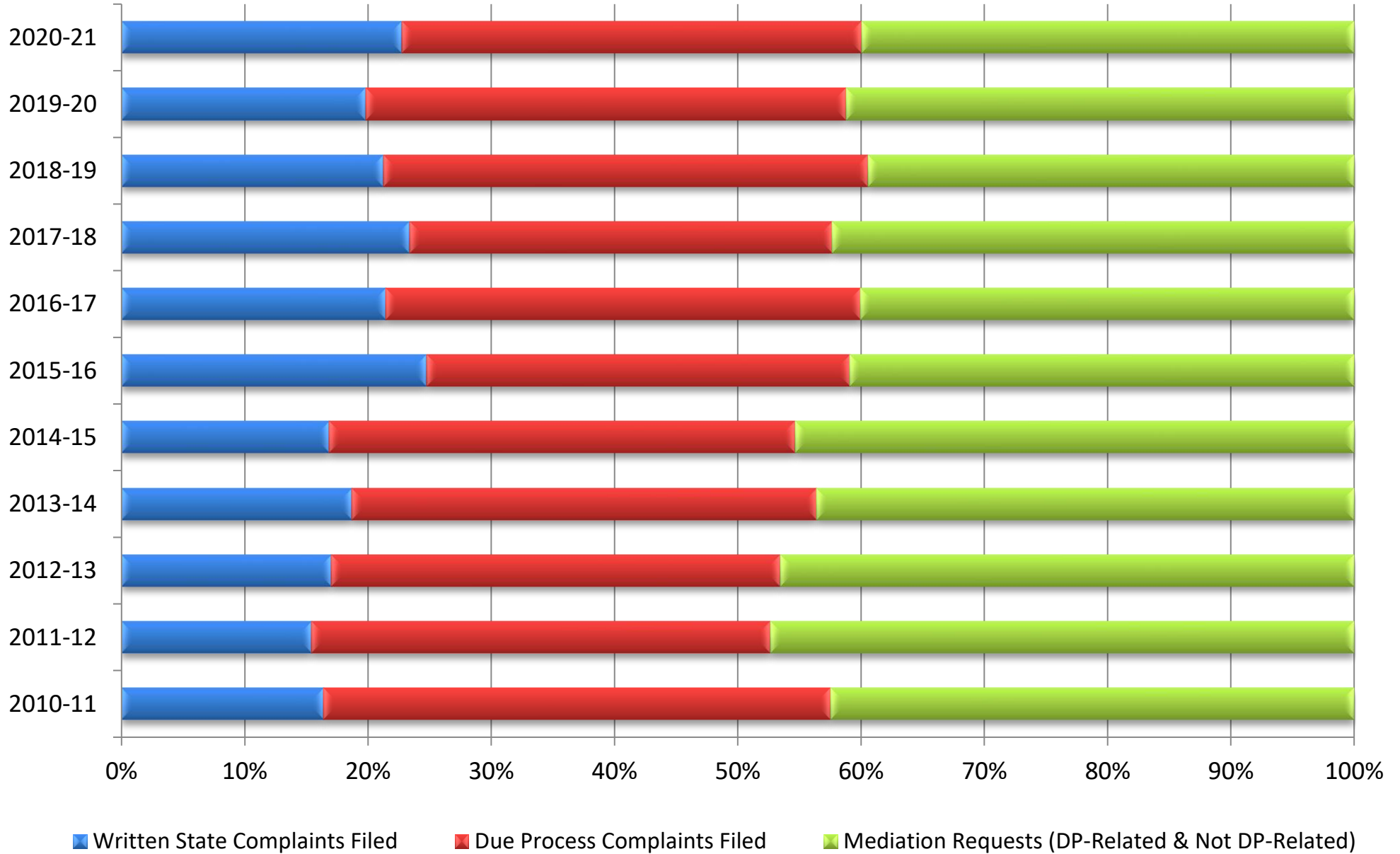
# IDEA Dispute Resolution Activity: Maryland





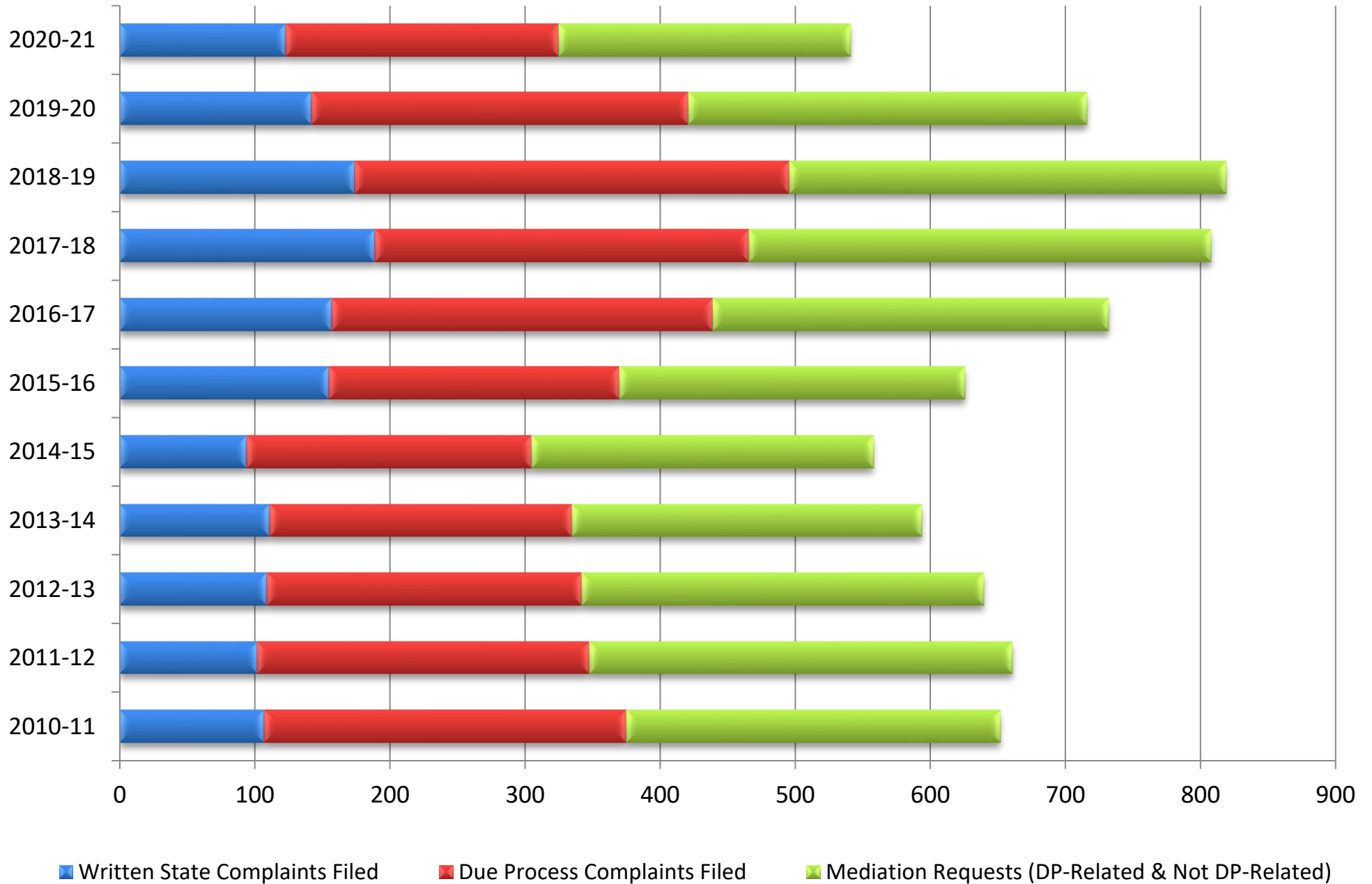
# Relative Use of Dispute Resolution Options: Maryland

Note: 100% = The sum of requests for all dispute resolution processes



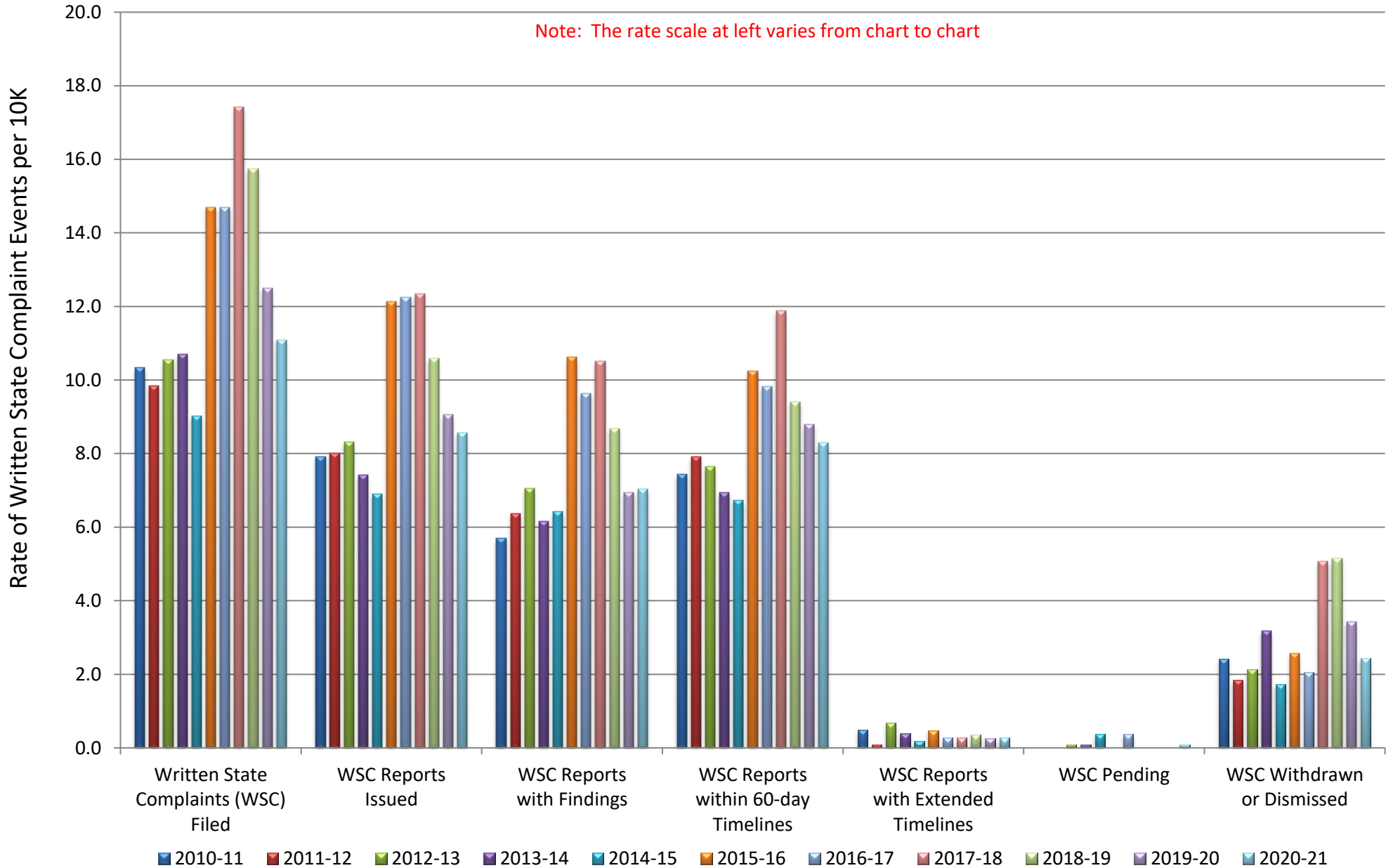


# Aggregate Use of Dispute Resolution Options: Maryland



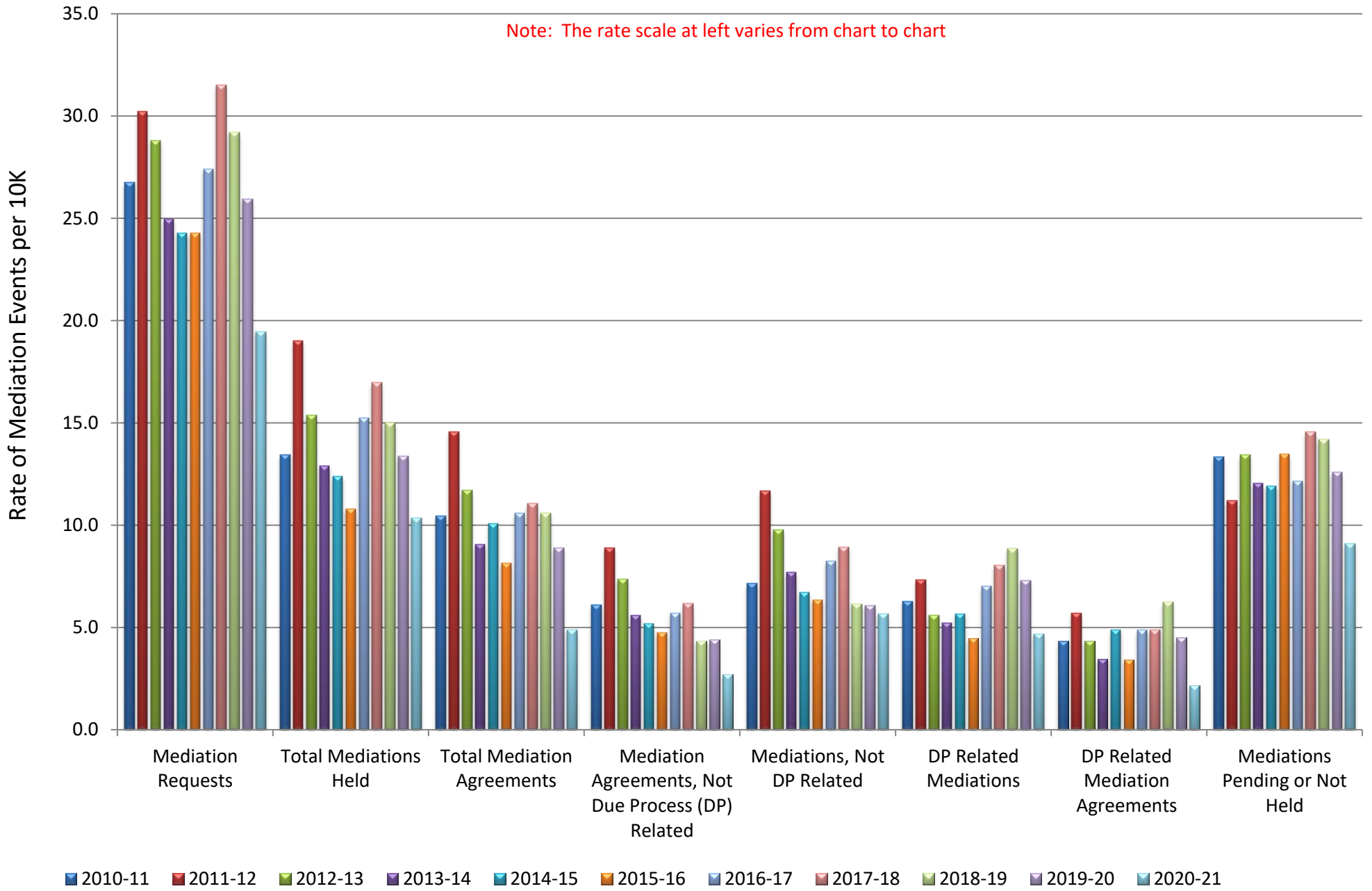


# Written State Complaint Activity per 10K Child Count: Maryland





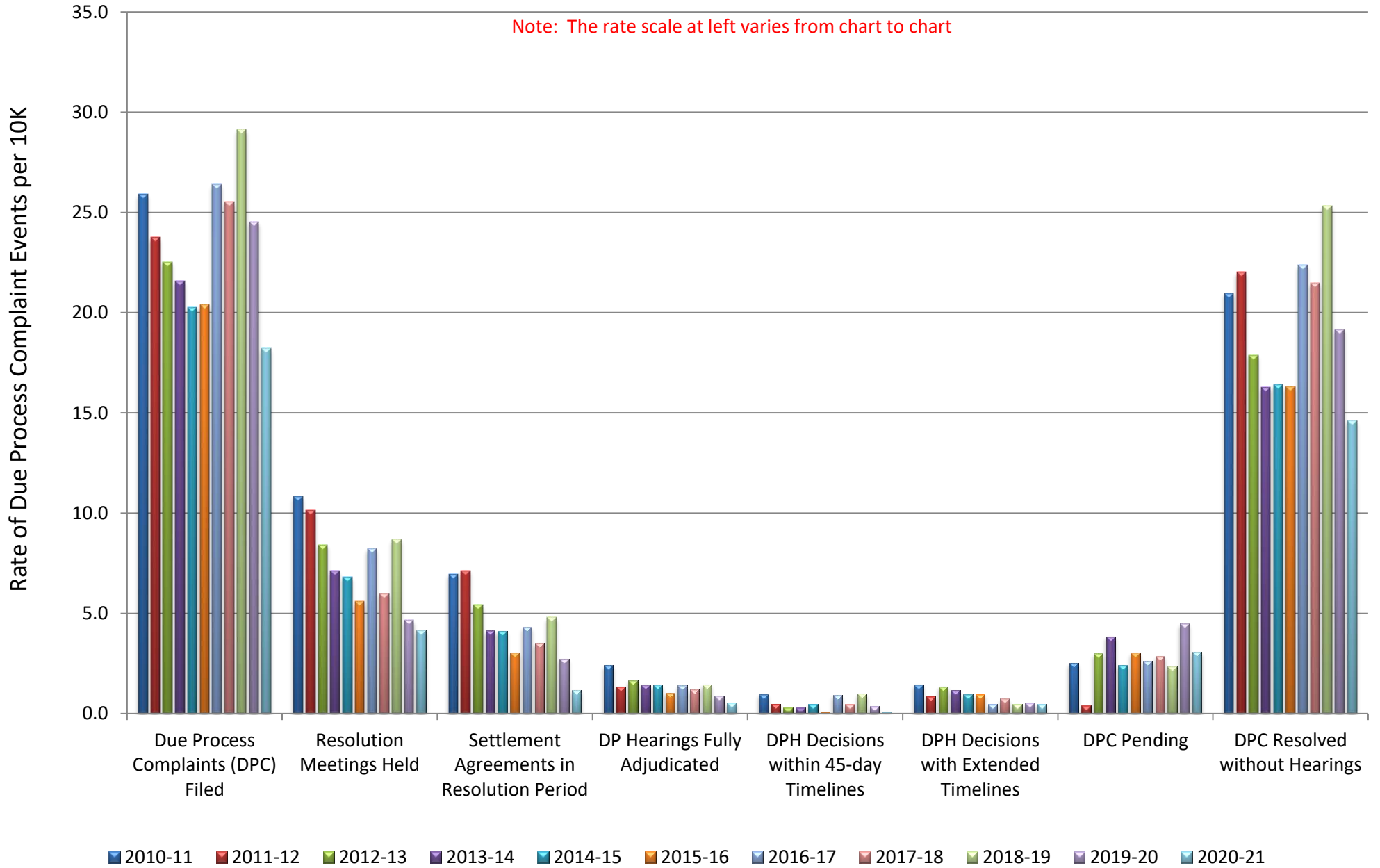
# Mediation Activity per 10K Child Count: Maryland



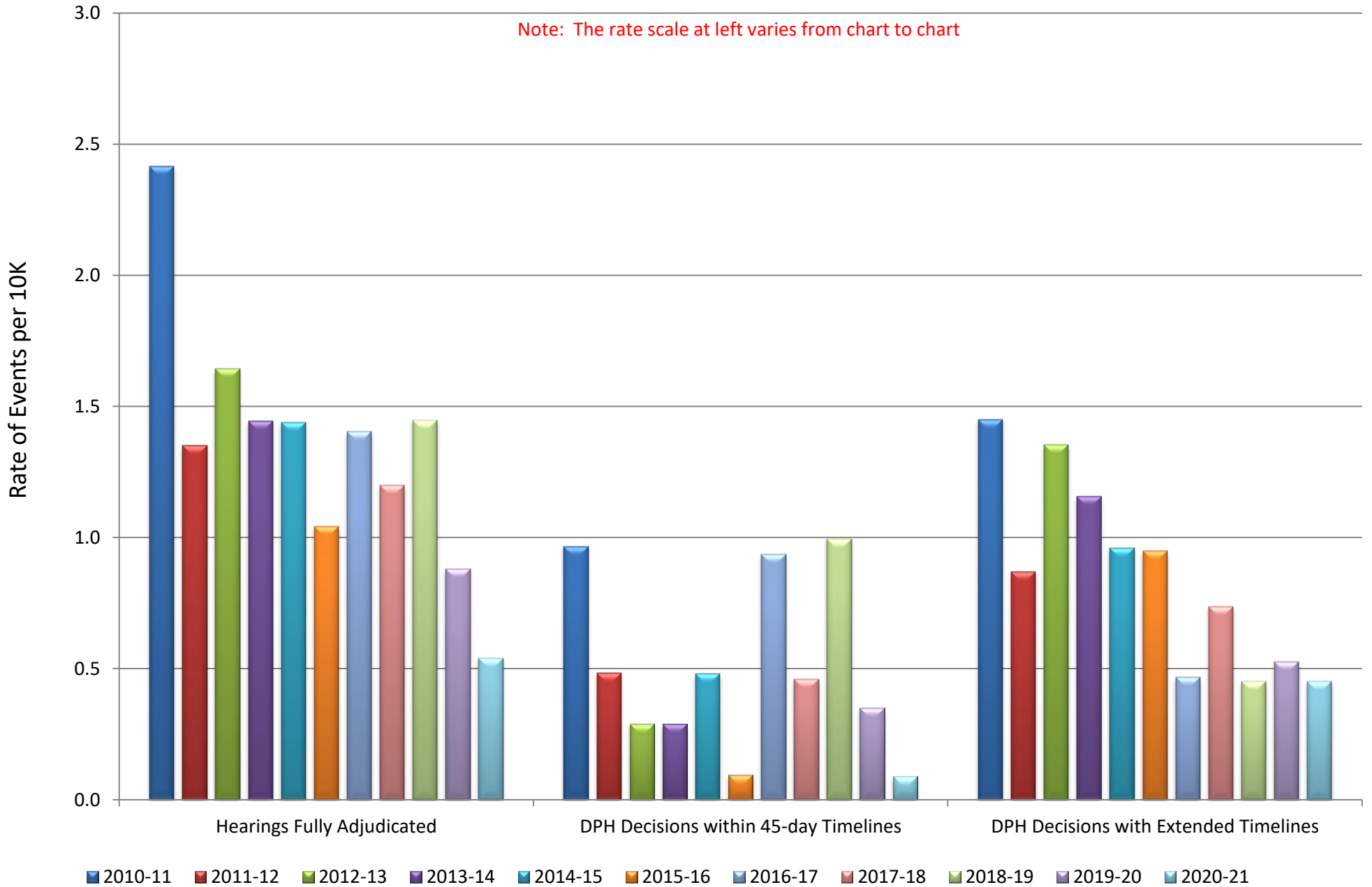




# Due Process Complaint Activity per 10K Child Count: Maryland

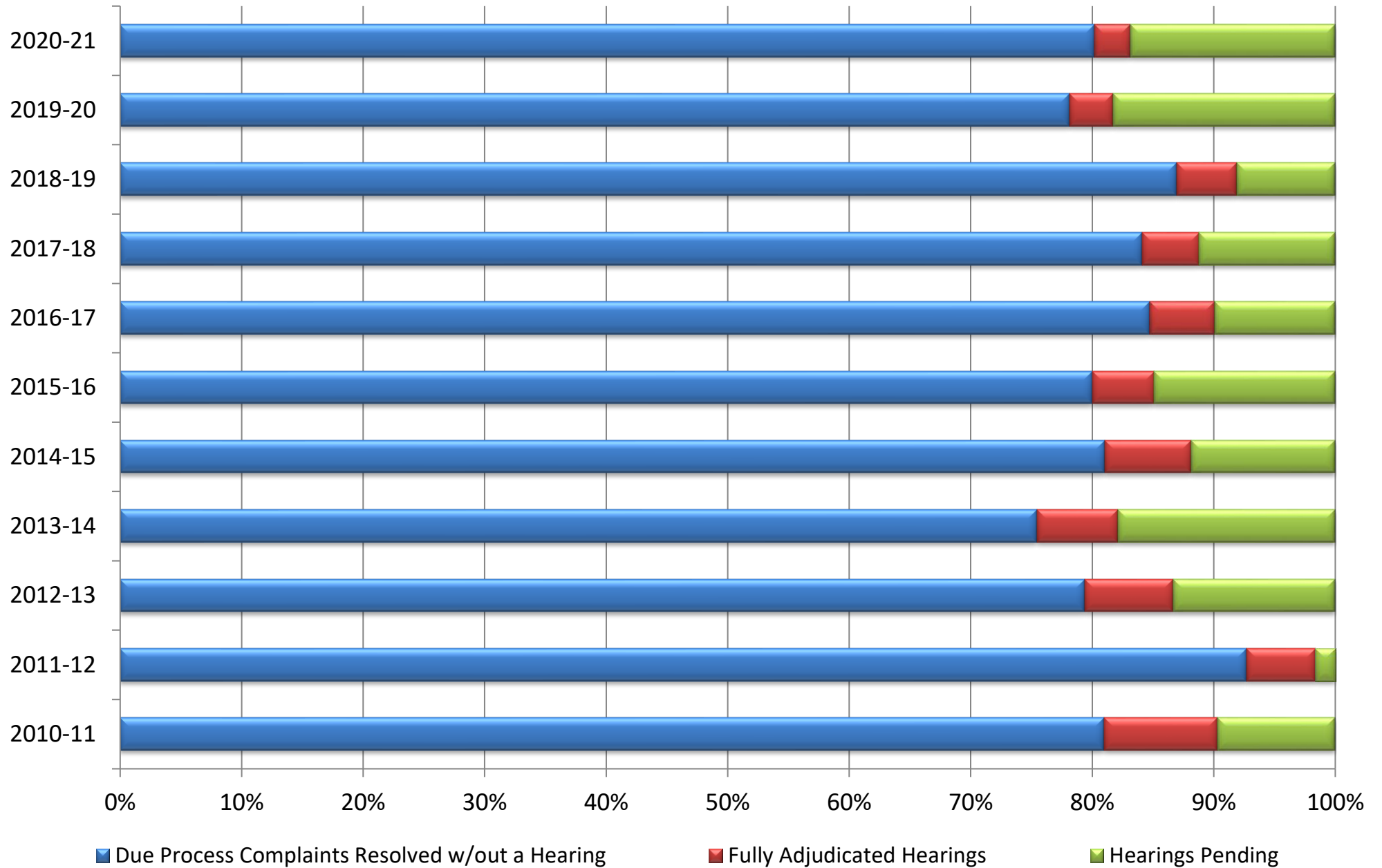


# Timeliness of Due Process Hearing Decisions per 10K Child Count: Maryland





# Relative Disposition of Due Process Complaints: Maryland





2010-11

	Maryland		50 States	
	Number Reported	Events Per 10K*	Events Per 10K*	Number Reported
<b>Written State Complaints</b>				
Written State Complaints Filed	107	10.3	7.6	4,911
Reports Issued Total	82	7.9	4.8	3,111
Reports with Findings	59	5.7	3.1	2,021
Reports within 60-Day Timeline	77	7.4	4.5	2,873
Reports within Extended Timelines	5	0.5	0.3	200
Total Reports within Timelines	82	7.9	4.8	3,073
Written State Complaints Pending	0	0.0	0.2	127
Written State Complaints Pending Due Process Hearing	0	0.0	0.1	72
Written State Complaints Withdrawn or Dismissed	25	2.4	2.6	1,673
<b>Mediations</b>				
Mediation Requests Total	277	26.8	12.6	8,068
Mediations Held	139	13.4	8.1	5,177
Due Process-Related Mediations	65	6.3	3.9	2,501
Due Process-Related Mediation Agreements	45	4.3	2.4	1,569
Mediations Not Related to Due Process	74	7.2	4.2	2,676
Mediation Agreements Not Related to Due Process	63	6.1	3.2	2,054
Total Mediation Agreements	108	10.4	5.6	3,623
Mediations Pending	23	2.2	1.1	682
Mediations Withdrawn or Not Held	115	11.1	3.4	2,209
<b>Due Process Complaints</b>				
Due Process Complaints Filed	268	25.9	21.7	13,914
Resolution Meetings Held	112	10.8	12.2	7,841
Written Settlement Agreements in Resolution Period	72	7.0	2.3	1,487
Hearings Fully Adjudicated	25	2.4	1.3	823
Hearings Held within 45-day Timelines	25	1.0	0.3	201
Hearing Decisions within 45-day Timelines	10	1.4	0.9	549
Hearing Decisions with Extended Timelines	15	2.4	1.2	750
Due Process Complaints Pending	26	2.5	4.4	2,840
DP Complaints Withdrawn, Dismissed or Resolved Without Hearings	217	21.0	16.0	10,251
<b>Expedited Due Process Hearing Requests (EHR)**</b>				
Expedited Hearing Requests (EHR) Filed	5	0.5	0.5	311
EHR Resolution Meetings Held	2	0.2	0.2	153
EHR Written Settlement Agreements in Resolution Period	1	0.1	0.1	80
EHR Hearings Fully Adjudicated	2	0.2	0.1	35
EHR Change of Placements Ordered	0	0.0	0.0	10
EHR Pending	0	0.0	0.0	14
EHR Withdrawn, Dismissed or Resolved Without Hearings	3	0.3	0.4	262

Notes:

\* "Per 10K" values are computed by dividing the number of events by child count (3-21 years) times 10,000; these "per capita" rates allow comparisons of activity across states.

\*\* Except for EHR Change of Placement Ordered, all EHR data points are included in the numbers reported for Due Process Complaints.

\*\*\* The counts reported under "Decisions with Extended Timelines" represent the number of written decisions from a fully adjudicated hearing that were provided to the parties in the due process hearing more than 45 days after the expiration of the 30-day or adjusted resolution period, but within a specific time extension granted by the hearing officer at the request of either party. No data is collected on the length of these time extensions.

For questions regarding this report, contact Melanie Reese at [mreese@directionservice.org](mailto:mreese@directionservice.org).



2011-12

	Maryland		50 States	
	Number Reported	Events Per 10K*	Events Per 10K*	Number Reported
<b>Written State Complaints</b>				
Written State Complaints Filed	102	9.8	7.7	4,893
Reports Issued Total	83	8.0	4.9	3,113
Reports with Findings	66	6.4	3.5	2,261
Reports within 60-Day Timeline	82	7.9	4.6	2,917
Reports within Extended Timelines	1	0.1	0.2	159
Total Reports within Timelines	83	8.0	4.8	3,076
Written State Complaints Pending	0	0.0	0.2	130
Written State Complaints Pending Due Process Hearing	0	0.0	0.1	53
Written State Complaints Withdrawn or Dismissed	19	1.8	2.6	1,661
<b>Mediations</b>				
Mediation Requests Total	313	30.2	13.4	8,533
Mediations Held	197	19.0	8.7	5,576
Due Process-Related Mediations	76	7.3	4.4	2,803
Due Process-Related Mediation Agreements	59	5.7	2.6	1,670
Mediations Not Related to Due Process	121	11.7	4.3	2,773
Mediation Agreements Not Related to Due Process	92	8.9	3.3	2,117
Total Mediation Agreements	151	14.6	5.9	3,787
Mediations Pending	1	0.1	1.4	878
Mediations Withdrawn or Not Held	115	11.1	3.3	2,079
<b>Due Process Complaints</b>				
Due Process Complaints Filed	246	23.8	22.4	14,319
Resolution Meetings Held	105	10.1	12.0	7,659
Written Settlement Agreements in Resolution Period	74	7.1	2.1	1,339
Hearings Fully Adjudicated	14	1.4	1.7	1,106
Hearings Held within 45-day Timelines	14	0.5	0.4	231
Hearing Decisions within 45-day Timelines	5	0.9	1.2	764
Hearing Decisions with Extended Timelines	9	1.4	1.6	995
Due Process Complaints Pending	4	0.4	3.1	1,998
DP Complaints Withdrawn, Dismissed or Resolved Without Hearings	228	22.0	17.6	11,215
<b>Expedited Due Process Hearing Requests (EHR)**</b>				
Expedited Hearing Requests (EHR) Filed	1	0.1	0.5	304
EHR Resolution Meetings Held	0	0.0	0.2	132
EHR Written Settlement Agreements in Resolution Period	0	0.0	0.1	64
EHR Hearings Fully Adjudicated	0	0.0	0.0	27
EHR Change of Placements Ordered	0	0.0	0.0	10
EHR Pending	0	0.0	0.0	19
EHR Withdrawn, Dismissed or Resolved Without Hearings	1	0.1	0.4	258

Notes:

\* "Per 10K" values are computed by dividing the number of events by child count (3-21 years) times 10,000; these "per capita" rates allow comparisons of activity across states.

\*\* Except for EHR Change of Placement Ordered, all EHR data points are included in the numbers reported for Due Process Complaints.

\*\*\* The counts reported under "Decisions with Extended Timelines" represent the number of written decisions from a fully adjudicated hearing that were provided to the parties in the due process hearing more than 45 days after the expiration of the 30-day or adjusted resolution period, but within a specific time extension granted by the hearing officer at the request of either party. No data is collected on the length of these time extensions.

For questions regarding this report, contact Melanie Reese at [mreese@directionservice.org](mailto:mreese@directionservice.org).

	Maryland		50 States	
	Number Reported	Events Per 10K*	Events Per 10K*	Number Reported
<b>Written State Complaints</b>				
Written State Complaints Filed	109	10.5	7.7	4,943
Reports Issued Total	86	8.3	4.8	3,098
Reports with Findings	73	7.1	3.2	2,045
Reports within 60-Day Timeline	79	7.6	4.5	2,876
Reports within Extended Timelines	7	0.7	0.3	200
Total Reports within Timelines	86	8.3	4.8	3,076
Written State Complaints Pending	1	0.1	0.2	147
Written State Complaints Pending Due Process Hearing	0	0.0	0.1	49
Written State Complaints Withdrawn or Dismissed	22	2.1	2.6	1,698
<b>Mediations</b>				
Mediation Requests Total	298	28.8	13.6	8,744
Mediations Held	159	15.4	8.6	5,497
Due Process-Related Mediations	58	5.6	4.3	2,786
Due Process-Related Mediation Agreements	45	4.4	2.6	1,699
Mediations Not Related to Due Process	101	9.8	4.2	2,711
Mediation Agreements Not Related to Due Process	76	7.3	3.3	2,089
Total Mediation Agreements	121	11.7	5.9	3,788
Mediations Pending	23	2.2	1.5	973
Mediations Withdrawn or Not Held	116	11.2	3.5	2,274
<b>Due Process Complaints</b>				
Due Process Complaints Filed	233	22.5	21.8	13,987
Resolution Meetings Held	87	8.4	11.6	7,442
Written Settlement Agreements in Resolution Period	56	5.4	1.9	1,189
Hearings Fully Adjudicated	17	1.6	1.8	1,139
Hearings Held within 45-day Timelines	17	0.3	0.4	231
Hearing Decisions within 45-day Timelines	3	1.4	1.2	770
Hearing Decisions with Extended Timelines	14	1.6	1.6	1,001
Due Process Complaints Pending	31	3.0	4.8	3,100
DP Complaints Withdrawn, Dismissed or Resolved Without Hearings	185	17.9	15.2	9,748
<b>Expedited Due Process Hearing Requests (EHR)**</b>				
Expedited Hearing Requests (EHR) Filed	0	0.0	0.5	298
EHR Resolution Meetings Held	0	0.0	0.2	150
EHR Written Settlement Agreements in Resolution Period	0	0.0	0.1	72
EHR Hearings Fully Adjudicated	0	0.0	0.1	40
EHR Change of Placements Ordered	0	0.0	0.0	6
EHR Pending	0	0.0	0.0	15
EHR Withdrawn, Dismissed or Resolved Without Hearings	0	0.0	0.4	243

**Notes:**

\* "Per 10K" values are computed by dividing the number of events by child count (3-21 years) times 10,000; these "per capita" rates allow comparisons of activity across states.

\*\* Except for EHR Change of Placement Ordered, all EHR data points are included in the numbers reported for Due Process Complaints.

\*\*\* The counts reported under "Decisions with Extended Timelines" represent the number of written decisions from a fully adjudicated hearing that were provided to the parties in the due process hearing more than 45 days after the expiration of the 30-day or adjusted resolution period, but within a specific time extension granted by the hearing officer at the request of either party. No data is collected on the length of these time extensions.

For questions regarding this report, contact Melanie Reese at [mreese@directionservice.org](mailto:mreese@directionservice.org).

	Maryland		50 States	
	Number Reported	Events Per 10K*	Events Per 10K*	Number Reported
<b>Written State Complaints</b>				
Written State Complaints Filed	111	10.7	7.6	4,929
Reports Issued Total	77	7.4	4.7	3,001
Reports with Findings	64	6.2	2.9	1,859
Reports within 60-Day Timeline	72	6.9	4.3	2,775
Reports within Extended Timelines	4	0.4	0.3	167
Total Reports within Timelines	76	7.3	4.6	2,942
Written State Complaints Pending	1	0.1	0.2	108
Written State Complaints Pending Due Process Hearing	0	0.0	0.1	77
Written State Complaints Withdrawn or Dismissed	33	3.2	2.8	1,820
<b>Mediations</b>				
Mediation Requests Total	259	25.0	13.6	8,799
Mediations Held	134	12.9	8.5	5,453
Due Process-Related Mediations	54	5.2	4.5	2,889
Due Process-Related Mediation Agreements	36	3.5	2.8	1,832
Mediations Not Related to Due Process	80	7.7	4.0	2,564
Mediation Agreements Not Related to Due Process	58	5.6	3.0	1,946
Total Mediation Agreements	94	9.1	5.9	3,778
Mediations Pending	21	2.0	1.2	799
Mediations Withdrawn or Not Held	104	10.0	3.9	2,547
<b>Due Process Complaints</b>				
Due Process Complaints Filed	224	21.6	23.2	14,940
Resolution Meetings Held	74	7.1	12.2	7,852
Written Settlement Agreements in Resolution Period	43	4.1	1.8	1,140
Hearings Fully Adjudicated	15	1.4	1.9	1,221
Hearings Held within 45-day Timelines	15	0.3	0.3	219
Hearing Decisions within 45-day Timelines	3	1.2	1.4	875
Hearing Decisions with Extended Timelines	12	1.4	1.7	1,094
Due Process Complaints Pending	40	3.9	5.7	3,705
DP Complaints Withdrawn, Dismissed or Resolved Without Hearings	169	16.3	15.5	10,014
<b>Expedited Due Process Hearing Requests (EHR)**</b>				
Expedited Hearing Requests (EHR) Filed	2	0.2	0.4	287
EHR Resolution Meetings Held	1	0.1	0.2	115
EHR Written Settlement Agreements in Resolution Period	1	0.1	0.1	70
EHR Hearings Fully Adjudicated	0	0.0	0.0	31
EHR Change of Placements Ordered	0	0.0	0.0	6
EHR Pending	0	0.0	0.0	15
EHR Withdrawn, Dismissed or Resolved Without Hearings	2	0.2	0.4	241

**Notes:**

\* "Per 10K" values are computed by dividing the number of events by child count (3-21 years) times 10,000; these "per capita" rates allow comparisons of activity across states.

\*\* Except for EHR Change of Placement Ordered, all EHR data points are included in the numbers reported for Due Process Complaints.

\*\*\* The counts reported under "Decisions with Extended Timelines" represent the number of written decisions from a fully adjudicated hearing that were provided to the parties in the due process hearing more than 45 days after the expiration of the 30-day or adjusted resolution period, but within a specific time extension granted by the hearing officer at the request of either party. No data is collected on the length of these time extensions.

For questions regarding this report, contact Melanie Reese at [mreese@directionservice.org](mailto:mreese@directionservice.org).



2014-15

	Maryland		50 States	
	Number Reported	Events Per 10K*	Events Per 10K*	Number Reported
<b>Written State Complaints</b>				
Written State Complaints Filed	94	9.0	7.5	4,907
Reports Issued Total	72	6.9	4.5	2,952
Reports with Findings	67	6.4	2.8	1,857
Reports within 60-Day Timeline	70	6.7	4.2	2,777
Reports within Extended Timelines	2	0.2	0.2	142
Total Reports within Timelines	72	6.9	4.5	2,919
Written State Complaints Pending	4	0.4	0.3	191
Written State Complaints Pending Due Process Hearing	1	0.1	0.2	111
Written State Complaints Withdrawn or Dismissed	18	1.7	2.7	1,764
<b>Mediations</b>				
Mediation Requests Total	253	24.3	14.5	9,482
Mediations Held	129	12.4	9.2	5,994
Due Process-Related Mediations	59	5.7	5.0	3,249
Due Process-Related Mediation Agreements	51	4.9	3.0	1,955
Mediations Not Related to Due Process	70	6.7	4.2	2,745
Mediation Agreements Not Related to Due Process	54	5.2	3.1	2,055
Total Mediation Agreements	105	10.1	6.1	4,010
Mediations Pending	13	1.2	1.4	924
Mediations Withdrawn or Not Held	111	10.7	3.9	2,564
<b>Due Process Complaints</b>				
Due Process Complaints Filed	211	20.3	21.8	14,283
Resolution Meetings Held	71	6.8	10.9	7,123
Written Settlement Agreements in Resolution Period	43	4.1	1.8	1,194
Hearings Fully Adjudicated	15	1.4	1.2	805
Hearings Held within 45-day Timelines	15	0.5	0.3	209
Hearing Decisions within 45-day Timelines	5	1.0	0.8	527
Hearing Decisions with Extended Timelines	10	1.4	1.1	736
Due Process Complaints Pending	25	2.4	5.0	3,285
DP Complaints Withdrawn, Dismissed or Resolved Without Hearings	171	16.4	15.6	10,193
<b>Expedited Due Process Hearing Requests (EHR)**</b>				
Expedited Hearing Requests (EHR) Filed	0	0.0	0.4	288
EHR Resolution Meetings Held	0	0.0	0.2	125
EHR Written Settlement Agreements in Resolution Period	0	0.0	0.1	62
EHR Hearings Fully Adjudicated	0	0.0	0.0	29
EHR Change of Placements Ordered	0	0.0	0.0	5
EHR Pending	0	0.0	0.0	24
EHR Withdrawn, Dismissed or Resolved Without Hearings	0	0.0	0.4	235

Notes:

\* "Per 10K" values are computed by dividing the number of events by child count (3-21 years) times 10,000; these "per capita" rates allow comparisons of activity across states.

\*\* Except for EHR Change of Placement Ordered, all EHR data points are included in the numbers reported for Due Process Complaints.

\*\*\* The counts reported under "Decisions with Extended Timelines" represent the number of written decisions from a fully adjudicated hearing that were provided to the parties in the due process hearing more than 45 days after the expiration of the 30-day or adjusted resolution period, but within a specific time extension granted by the hearing officer at the request of either party. No data is collected on the length of these time extensions.

For questions regarding this report, contact Melanie Reese at [mreese@directionservice.org](mailto:mreese@directionservice.org).





2015-16

	Maryland		50 States	
	Number Reported	Events Per 10K*	Events Per 10K*	Number Reported
<b>Written State Complaints</b>				
Written State Complaints Filed	155	14.7	8.0	5,301
Reports Issued Total	128	12.1	4.9	3,284
Reports with Findings	112	10.6	3.2	2,154
Reports within 60-Day Timeline	108	10.2	4.6	3,047
Reports within Extended Timelines	5	0.5	0.3	174
Total Reports within Timelines	113	10.7	4.8	3,221
Written State Complaints Pending	0	0.0	0.2	147
Written State Complaints Pending Due Process Hearing	0	0.0	0.1	55
Written State Complaints Withdrawn or Dismissed	27	2.6	2.8	1,870
<b>Mediations</b>				
Mediation Requests Total	256	24.3	12.3	8,227
Mediations Held	114	10.8	9.4	6,263
Due Process-Related Mediations	47	4.5	5.0	3,360
Due Process-Related Mediation Agreements	36	3.4	3.0	1,981
Mediations Not Related to Due Process	67	6.4	4.4	2,903
Mediation Agreements Not Related to Due Process	50	4.7	3.2	2,146
Total Mediation Agreements	86	8.2	6.2	4,127
Mediations Pending	24	2.3	0.7	480
Mediations Withdrawn or Not Held	118	11.2	2.2	1,484
<b>Due Process Complaints</b>				
Due Process Complaints Filed	215	20.4	26.0	17,325
Resolution Meetings Held	59	5.6	11.9	7,936
Written Settlement Agreements in Resolution Period	32	3.0	2.1	1,423
Hearings Fully Adjudicated	11	1.0	1.2	833
Hearings Held within 45-day Timelines	11	0.1	0.3	216
Hearing Decisions within 45-day Timelines	1	0.9	0.8	529
Hearing Decisions with Extended Timelines	10	1.0	1.1	745
Due Process Complaints Pending	32	3.0	8.8	5,890
DP Complaints Withdrawn, Dismissed or Resolved Without Hearings	172	16.3	15.9	10,602
<b>Expedited Due Process Hearing Requests (EHR)**</b>				
Expedited Hearing Requests (EHR) Filed	1	0.1	0.5	336
EHR Resolution Meetings Held	1	0.1	0.2	142
EHR Written Settlement Agreements in Resolution Period	0	0.0	0.1	83
EHR Hearings Fully Adjudicated	0	0.0	0.0	24
EHR Change of Placements Ordered	0	0.0	0.0	6
EHR Pending	0	0.0	0.1	34
EHR Withdrawn, Dismissed or Resolved Without Hearings	1	0.1	0.4	278

Notes:

\* "Per 10K" values are computed by dividing the number of events by child count (3-21 years) times 10,000; these "per capita" rates allow comparisons of activity across states.

\*\* Except for EHR Change of Placement Ordered, all EHR data points are included in the numbers reported for Due Process Complaints.

\*\*\* The counts reported under "Decisions with Extended Timelines" represent the number of written decisions from a fully adjudicated hearing that were provided to the parties in the due process hearing more than 45 days after the expiration of the 30-day or adjusted resolution period, but within a specific time extension granted by the hearing officer at the request of either party. No data is collected on the length of these time extensions.

For questions regarding this report, contact Melanie Reese at [mreese@directionservice.org](mailto:mreese@directionservice.org).



2016-17

	Maryland		50 States	
	Number Reported	Events Per 10K*	Events Per 10K*	Number Reported
<b>Written State Complaints</b>				
Written State Complaints Filed	157	14.7	7.8	5,195
Reports Issued Total	131	12.3	5.2	3,465
Reports with Findings	103	9.6	3.0	2,010
Reports within 60-Day Timeline	105	9.8	4.9	3,273
Reports within Extended Timelines	3	0.3	0.2	127
Total Reports within Timelines	108	10.1	5.1	3,400
Written State Complaints Pending	4	0.4	0.2	116
Written State Complaints Pending Due Process Hearing	0	0.0	0.1	48
Written State Complaints Withdrawn or Dismissed	22	2.1	2.4	1,614
<b>Mediations</b>				
Mediation Requests Total	293	27.4	16.0	10,634
Mediations Held	163	15.3	9.3	6,215
Due Process-Related Mediations	75	7.0	5.2	3,437
Due Process-Related Mediation Agreements	52	4.9	2.8	1,888
Mediations Not Related to Due Process	88	8.2	4.2	2,778
Mediation Agreements Not Related to Due Process	61	5.7	3.1	2,089
Total Mediation Agreements	113	10.6	6.0	3,977
Mediations Pending	8	0.7	1.7	1,103
Mediations Withdrawn or Not Held	122	11.4	5.0	3,316
<b>Due Process Complaints</b>				
Due Process Complaints Filed	282	26.4	24.3	16,175
Resolution Meetings Held	88	8.2	13.7	9,107
Written Settlement Agreements in Resolution Period	46	4.3	2.2	1,458
Hearings Fully Adjudicated	15	1.4	1.6	1,099
Hearings Held within 45-day Timelines	15	0.9	0.4	257
Hearing Decisions within 45-day Timelines	10	0.5	1.1	733
Hearing Decisions with Extended Timelines	5	1.4	1.5	990
Due Process Complaints Pending	28	2.6	6.6	4,415
DP Complaints Withdrawn, Dismissed or Resolved Without Hearings	239	22.4	16.0	10,661
<b>Expedited Due Process Hearing Requests (EHR)**</b>				
Expedited Hearing Requests (EHR) Filed	0	0.0	0.5	363
EHR Resolution Meetings Held	0	0.0	0.2	159
EHR Written Settlement Agreements in Resolution Period	0	0.0	0.1	70
EHR Hearings Fully Adjudicated	0	0.0	0.1	36
EHR Change of Placements Ordered	0	0.0	0.0	5
EHR Pending	0	0.0	0.1	46
EHR Withdrawn, Dismissed or Resolved Without Hearings	0	0.0	0.4	281

Notes:

\* "Per 10K" values are computed by dividing the number of events by child count (3-21 years) times 10,000; these "per capita" rates allow comparisons of activity across states.

\*\* Except for EHR Change of Placement Ordered, all EHR data points are included in the numbers reported for Due Process Complaints.

\*\*\* The counts reported under "Decisions with Extended Timelines" represent the number of written decisions from a fully adjudicated hearing that were provided to the parties in the due process hearing more than 45 days after the expiration of the 30-day or adjusted resolution period, but within a specific time extension granted by the hearing officer at the request of either party. No data is collected on the length of these time extensions.

For questions regarding this report, contact Melanie Reese at [mreese@directionservice.org](mailto:mreese@directionservice.org).



2017-18

	Maryland		50 States	
	Number Reported	Events Per 10K*	Events Per 10K*	Number Reported
<b>Written State Complaints</b>				
Written State Complaints Filed	189	17.4	7.7	5,320
Reports Issued Total	134	12.4	5.0	3,472
Reports with Findings	114	10.5	3.1	2,129
Reports within 60-Day Timeline	129	11.9	4.7	3,266
Reports within Extended Timelines	3	0.3	0.2	156
Total Reports within Timelines	132	12.2	4.9	3,422
Written State Complaints Pending	0	0.0	0.2	152
Written State Complaints Pending Due Process Hearing	0	0.0	0.1	56
Written State Complaints Withdrawn or Dismissed	55	5.1	2.5	1,696
<b>Mediations</b>				
Mediation Requests Total	342	31.5	16.3	11,268
Mediations Held	184	17.0	9.4	6,472
Due Process-Related Mediations	87	8.0	5.3	3,642
Due Process-Related Mediation Agreements	53	4.9	3.0	2,090
Mediations Not Related to Due Process	97	8.9	4.1	2,830
Mediation Agreements Not Related to Due Process	67	6.2	3.1	2,124
Total Mediation Agreements	120	11.1	6.1	4,214
Mediations Pending	16	1.5	1.4	967
Mediations Withdrawn or Not Held	142	13.1	5.5	3,829
<b>Due Process Complaints</b>				
Due Process Complaints Filed	277	25.5	26.0	18,001
Resolution Meetings Held	65	6.0	14.7	10,187
Written Settlement Agreements in Resolution Period	38	3.5	1.8	1,253
Hearings Fully Adjudicated	13	1.2	1.9	1,286
Hearings Held within 45-day Timelines	13	0.5	0.4	259
Hearing Decisions within 45-day Timelines	5	0.7	1.3	872
Hearing Decisions with Extended Timelines	8	1.2	1.6	1,131
Due Process Complaints Pending	31	2.9	8.5	5,854
DP Complaints Withdrawn, Dismissed or Resolved Without Hearings	233	21.5	15.7	10,861
<b>Expedited Due Process Hearing Requests (EHR)**</b>				
Expedited Hearing Requests (EHR) Filed	1	0.1	0.6	448
EHR Resolution Meetings Held	0	0.0	0.3	188
EHR Written Settlement Agreements in Resolution Period	0	0.0	0.1	98
EHR Hearings Fully Adjudicated	0	0.0	0.1	54
EHR Change of Placements Ordered	0	0.0	0.0	12
EHR Pending	0	0.0	0.1	75
EHR Withdrawn, Dismissed or Resolved Without Hearings	1	0.1	0.5	319

Notes:

\* "Per 10K" values are computed by dividing the number of events by child count (3-21 years) times 10,000; these "per capita" rates allow comparisons of activity across states.

\*\* Except for EHR Change of Placement Ordered, all EHR data points are included in the numbers reported for Due Process Complaints.

\*\*\* The counts reported under "Decisions with Extended Timelines" represent the number of written decisions from a fully adjudicated hearing that were provided to the parties in the due process hearing more than 45 days after the expiration of the 30-day or adjusted resolution period, but within a specific time extension granted by the hearing officer at the request of either party. No data is collected on the length of these time extensions.

For questions regarding this report, contact Melanie Reese at [mreese@directionservice.org](mailto:mreese@directionservice.org).



2018-19

	Maryland		50 States	
	Number Reported	Events Per 10K*	Events Per 10K*	Number Reported
<b>Written State Complaints</b>				
Written State Complaints Filed	174	15.7	7.8	5,533
Reports Issued Total	117	10.6	5.1	3,619
Reports with Findings	96	8.7	3.1	2,203
Reports within 60-Day Timeline	104	9.4	4.7	3,337
Reports within Extended Timelines	4	0.4	0.3	194
Total Reports within Timelines	108	9.8	5.0	3,531
Written State Complaints Pending	0	0.0	0.2	116
Written State Complaints Pending Due Process Hearing	0	0.0	0.0	35
Written State Complaints Withdrawn or Dismissed	57	5.2	2.5	1,798
<b>Mediations</b>				
Mediation Requests Total	323	29.2	15.5	11,053
Mediations Held	166	15.0	9.3	6,657
Due Process-Related Mediations	98	8.9	5.4	3,871
Due Process-Related Mediation Agreements	69	6.2	3.4	2,388
Mediations Not Related to Due Process	68	6.2	3.9	2,786
Mediation Agreements Not Related to Due Process	48	4.3	2.9	2,035
Total Mediation Agreements	117	10.6	6.2	4,423
Mediations Pending	20	1.8	1.3	918
Mediations Withdrawn or Not Held	137	12.4	4.9	3,478
<b>Due Process Complaints</b>				
Due Process Complaints Filed	322	29.1	27.0	19,224
Resolution Meetings Held	96	8.7	17.8	12,653
Written Settlement Agreements in Resolution Period	53	4.8	1.8	1,274
Hearings Fully Adjudicated	16	1.4	2.6	1,830
Hearings Held within 45-day Timelines	16	1.0	0.5	365
Decisions within 45-day Timelines	11	0.5	1.1	796
Hearing Decisions with Extended Timelines	5	1.4	1.6	1,161
Hearing Due Process Complaints Pending	26	2.4	12.0	8,568
DP Complaints Withdrawn, Dismissed or Resolved Without Hearings	280	25.3	12.4	8,826
<b>Expedited Due Process Hearing Requests (EHR)**</b>				
Expedited Hearing Requests (EHR) Filed	0	0.0	0.5	333
EHR Resolution Meetings Held	0	0.0	0.2	162
EHR Written Settlement Agreements in Resolution Period	0	0.0	0.1	75
EHR Hearings Fully Adjudicated	0	0.0	0.0	34
EHR Change of Placements Ordered	0	0.0	0.0	4
EHR Pending	0	0.0	0.0	32
EHR Withdrawn, Dismissed or Resolved Without Hearings	0	0.0	0.4	267

Notes:

\* "Per 10K" values are computed by dividing the number of events by child count (3-21 years) times 10,000; these "per capita" rates allow comparisons of activity across states.

\*\* Except for EHR Change of Placement Ordered, all EHR data points are included in the numbers reported for Due Process Complaints.

\*\*\* The counts reported under "Decisions with Extended Timelines" represent the number of written decisions from a fully adjudicated hearing that were provided to the parties in the due process hearing more than 45 days after the expiration of the 30-day or adjusted resolution period, but within a specific time extension granted by the hearing officer at the request of either party. No data is collected on the length of these time extensions.

For questions regarding this report, contact Melanie Reese at [mreese@directionservice.org](mailto:mreese@directionservice.org).



2019-20

	Maryland		50 States	
	Number Reported	Events Per 10K*	Events Per 10K*	Number Reported
<b>Written State Complaints</b>				
Written State Complaints Filed	142	12.5	7.4	5,297
Reports Issued Total	103	9.1	5.2	3,739
Reports with Findings	79	6.9	3.0	2,111
Reports within 60-Day Timelines	100	8.8	4.7	3,326
Reports within Extended Timelines	3	0.3	0.5	341
Total Reports within Timelines	103	9.1	5.1	3,667
Written State Complaints Pending	0	0.0	0.2	117
Written State Complaints Pending Due Process Hearing	0	0.0	0.1	43
Written State Complaints Withdrawn or Dismissed	39	3.4	2.0	1,441
<b>Mediations</b>				
Mediation Requests Total	295	25.9	14.0	9,983
Mediations Held	152	13.4	8.4	5,981
Due Process-Related Mediations	83	7.3	5.1	3,653
Due Process-Related Mediation Agreements	51	4.5	2.7	1,959
Mediations Not Related to Due Process	69	6.1	3.3	2,328
Mediation Agreements Not Related to Due Process	50	4.4	2.4	1,710
Total Mediation Agreements	101	8.9	5.1	3,669
Mediations Pending	27	2.4	0.8	547
Mediations Withdrawn or Not Held	116	10.2	4.8	3,455
<b>Due Process Complaints</b>				
Due Process Complaints Filed	279	24.5	29.2	20,887
Resolution Meetings Held	53	4.7	18.8	13,414
Written Settlement Agreements in Resolution Period	31	2.7	1.5	1,082
Hearings Fully Adjudicated	10	0.9	1.9	1,364
Hearings Held within 45-Day Timelines	10	0.4	0.4	296
Hearing Decisions within 45-Day Timelines	4	0.5	0.8	538
Hearing Decisions with Extended Timelines	6	0.9	1.2	834
Due Process Complaints Pending	51	4.5	13.3	9,497
DP Complaints Withdrawn, Dismissed or Resolved Without Hearings	218	19.2	14.0	10,026
<b>Expedited Due Process Hearing Requests (EHR)**</b>				
Expedited Hearing Requests (EHR) Filed	0	0.0	0.5	338
EHR Resolution Meetings Held	0	0.0	0.2	122
EHR Written Settlement Agreements in Resolution Period	0	0.0	0.1	58
EHR Hearings Fully Adjudicated	0	0.0	0.0	28
EHR Change of Placements Ordered	0	0.0	0.0	4
EHR Pending	0	0.0	0.0	17
EHR Withdrawn, Dismissed or Resolved Without Hearings	0	0.0	0.4	293

Notes:

\* "Per 10K" values are computed by dividing the number of events by child count (3-21 years) times 10,000; these "per capita" rates allow comparisons of activity across states.

\*\* Except for EHR Change of Placement Ordered, all EHR data points are included in the numbers reported for Due Process Complaints.

\*\*\* The counts reported under "Decisions with Extended Timelines" represent the number of written decisions from a fully adjudicated hearing that were provided to the parties in the due process hearing more than 45 days after the expiration of the 30-day or adjusted resolution period, but within a specific time extension granted by the hearing officer at the request of either party. No data is collected on the length of these time extensions.

For questions regarding this report, contact Melanie Reese at [mreese@directionservice.org](mailto:mreese@directionservice.org).



2020-21

	Maryland		50 States	
	Number Reported	Events Per 10K*	Events Per 10K*	Number Reported
<b>Written State Complaints</b>				
Written State Complaints Filed	123	11.1	5.9	4,169
Reports Issued Total	95	8.6	3.8	2,697
Reports with Findings	78	7.0	2.4	1,727
Reports within 60-Day Timelines	92	8.3	3.5	2,489
Reports with Extended Timelines	3	0.3	0.3	230
Total Reports within Timelines	95	8.6	3.8	2,719
Written State Complaints Pending	1	0.1	0.1	99
Written State Complaints Pending Due Process Hearings	0	0.0	0.1	47
Written State Complaints Withdrawn or Dismissed	27	2.4	1.8	1,273
<b>Mediations</b>				
Mediation Requests Total (Due Process and Non Due Process Related)	216	19.5	12.1	8,562
Mediations Held	115	10.4	6.6	4,659
Due Process Related Mediations	52	4.7	3.7	2,591
Due Process Related Mediation Agreements	24	2.2	1.1	790
Mediations Not Related to Due Process	63	5.7	2.9	2,068
Mediation Agreements Not Related to Due Process	30	2.7	2.0	1,427
Total Mediation Agreements (Due Process and Non Due Process Related)	54	4.9	3.1	2,217
Mediations Pending	26	2.3	0.7	476
Mediations Withdrawn or Not Held	75	6.8	4.8	3,427
<b>Due Process Complaints</b>				
Due Process Complaints Filed	202	18.2	32.2	22,759
Resolution Meetings Held	46	4.1	23.6	16,659
Written Settlement Agreements in Resolution Period	13	1.2	1.2	870
Hearings Fully Adjudicated	6	0.5	1.5	1,047
Hearings Held within 45-day Timelines	6	0.1	0.3	223
Hearing Decisions within 45-day Timelines	1	0.5	0.6	430
Hearing Decisions with Extended Timelines	5	0.5	0.9	653
Due Process Complaints Pending	34	3.1	17.6	12,435
DP Complaints Withdrawn, Dismissed, or Resolved Without Hearings	162	14.6	13.1	9,277
<b>Expedited Due Process Hearing Requests (EHR)**</b>				
Expedited Hearing Requests (EHR) Filed	0	0.0	0.1	88
EHR Resolution Meetings Held	0	0.0	0.0	29
EHR Written Settlement Agreements in Resolution Period	0	0.0	0.0	12
EHR Hearings Fully Adjudicated	0	0.0	0.0	7
EHR Change of Placements Ordered	0	0.0	0.0	0
EHR Pending	0	0.0	0.0	9
EHR Withdrawn, Dismissed, or Resolved Without Hearings	0	0.0	0.1	69

Notes:

\* "Per 10K" values are computed by dividing the number of events by child count (3-21 years) times 10,000; these "per capita" rates allow comparisons of activity across states.

\*\* Except for EHR Change of Placement Ordered, all EHR data points are included in the numbers reported for Due Process Complaints.

\*\*\* The counts reported under "Hearing Decisions with Extended Timelines" represent the number of written decisions from a fully adjudicated hearing that were provided to the parties in the due process hearing more than 45 days after the expiration of the 30-day or adjusted resolution period, but within a specific time extension granted by the hearing officer at the request of either party. No data is collected on the length of these time extensions.

For questions regarding this report, contact Melanie Reese at [mreese@directionservice.org](mailto:mreese@directionservice.org).